



TOC

- Accessories 82
- Astragal Parts 83-84
- Bells, Gongs, Chimes 85
- Batteries 85
- Brushes 86
- Belts 86
- Coils 87
- Car Signal Components 87
- Contact Kits 88-91
- Chemical Products, CRC® 92
- Door Equipment 93-94
- Emergency Lights 94
- Electric Eye Assemblies 94
- ESCO Replacement Parts 95
- Fuses 96-97
- Hitachi Replacement Parts 98
- Key Switches 99
- Health and Safety Aids 99
- Keys 100
- Lamps, Lamp Holders 101-109
- Pump Motors 110
- Motors 111
- Hatch Equipment 112
- Oils and Lubricants 113
- Rectifiers 114
- Relays 115-120, 123-125
- Contactors and Thermal Overload Relays 120-121
- Replacement Parts for Motion Control 122
- Motor Starters 122
- Switches 125
- Resistors 126-127
- Universal Safety Edge Replacement 128
- Seals 129-131
- Signs 132-134
- Tools 135-143
- Pressure Gauge 144
- Tank Heater 144
- Vacuum Glass Handler 144
- Valve Kits 144
- Wheels 144-145

MISCELLANEOUS SUPPLIES

Accessories



MIS-BB-200



MIS-BB-201



MIS-CF-100



MIS-192



MIS-182



MIS-TH-100



MIS-TH-100

Bulletin Boards

A great addition to any elevator, stainless steel bulletin board features a hinged access door that closes over four flush mounted screws. The clear, unbreakable plexi-glass window and security access fasteners make this information center vandal resistant. Meets all code requirements. Easy installation, hardware included.

S.E.E.S. #	Description
------------	-------------

MIS-BB-200	Bulletin Board , Stainless Steel, 16" x 20" accommodates two standard 8-1/2" x 11" sheets side by side
------------	---

MIS-BB-201	Bulletin Board , as above but for single 8-1/2" x 14" legal size
------------	---

Certificate Frames

Vandal resistant certificate frame mounts vertically or horizontally by four screws that are completely hidden from view. Stainless steel construction with a clear plexi-glass window.

S.E.E.S. #	Description
------------	-------------

MIS-CF-100	Certificate Frame , Stainless Steel, 7" x 10", with plexi-glass window 6" x 9"
------------	---

MIS-207	Replacement Plexi-Glass , 6" x 9", for Certificate Frame
---------	---

Mirrors

Expose those dangerous blind corners in elevators by installing this high quality security mirror. Non-breakable, tamper resistant mirror is highly polished mirror finish stainless steel. This security mirror is a must for safety. Meets all code requirements.

S.E.E.S.#	Description
-----------	-------------

MIS-192	Convex Triangular Mirror , 10"
---------	---------------------------------------

MIS-192A	Rectangular Mirror , 6" x 9"
----------	-------------------------------------

MIS-192B	Circular Mirror , 8" diameter
----------	--------------------------------------

Telephone Boxes

Solid stainless steel cover with painted interior provides durable, and secure emergency phone storage. Hinged door allows full phone access, and the unique piston design ensures a tight close.

S.E.E.S. #	Description
------------	-------------

MIS-T-100	Telephone Box , Stainless Steel cover 12-1/4" x 9", box measures 10-3/4" x 7-1/4" x 3" deep
-----------	--

MIS-TH-100	Aluminum handle , Replacement handle, marked "PHONE", drill holes c/c 1"
------------	---

MIS-TH-100P	Plastic Handle , Replacement handle for telephone box, black plastic with white marking "PHONE", drill holes c/c 1"
-------------	--

Key Boxes

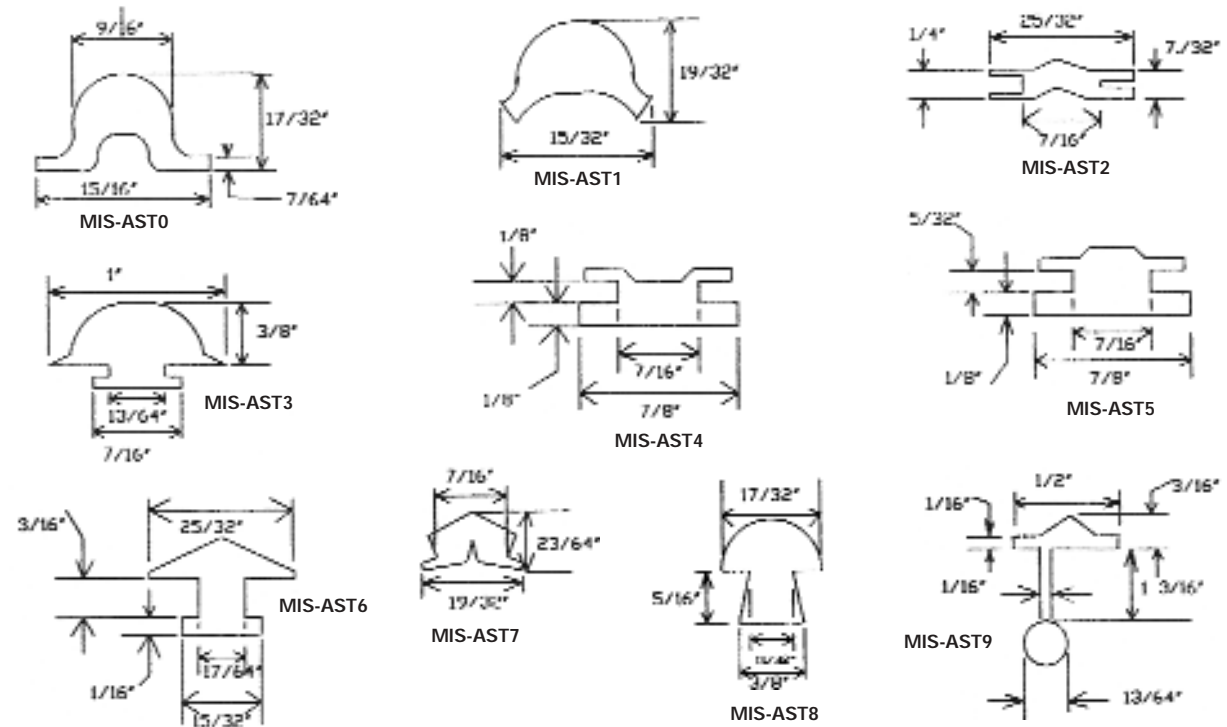
Polished stainless steel provides an attractive as well as convenient way to secure elevator door keys for emergency use. The bright red glass marked "Fire Department and Emergency Use Only" allows easy, fast access. Easy to install surface mount design, vandal resistant, hardware included.

S.E.E.S.#	Description
-----------	-------------

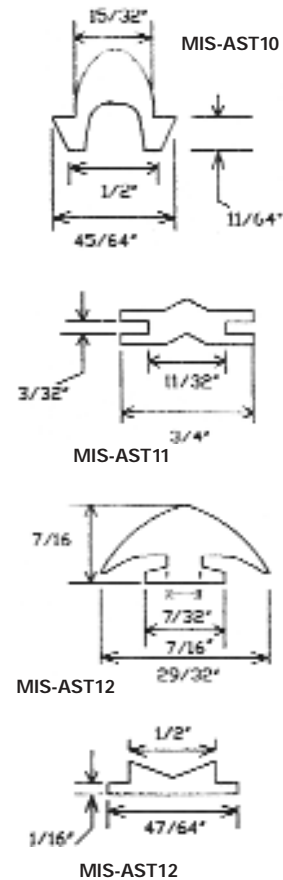
MIS-182	Key Box , 10" x 3" x 1-1/2". Stainless Steel.
---------	--

MIS-182A	Replacement glass for key box, 2-1/2" square red marked "Fire Department and Emergency Use Only"
----------	---

Astragal Parts

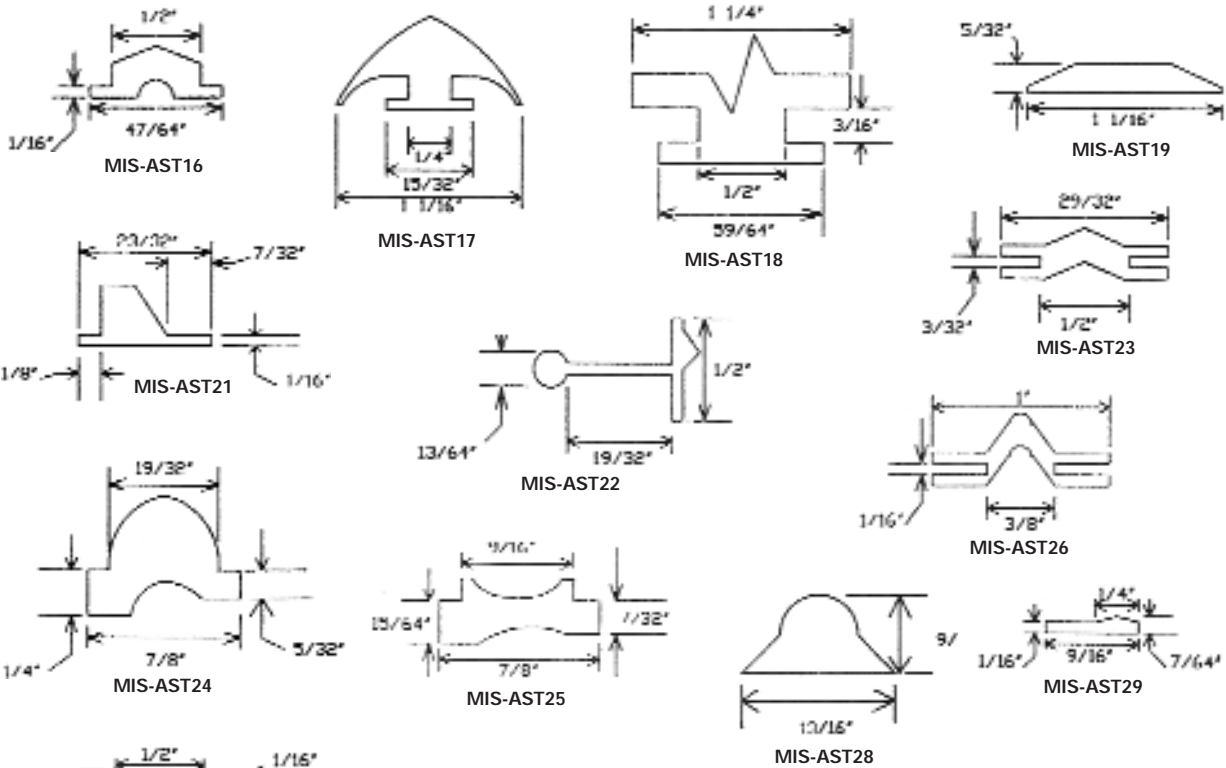


S.E.E.S. #	Description
MIS-AST0	Astragal, Door, #100, replacement for Hoistway, 8 ft. section
MIS-AST0A	Astragal, Door, #100, replacement for Hoistway, 10 ft. section
MIS-AST1	Astragal, Door, #101, side opening, 8 ft. section
MIS-AST1A	Astragal, Door, #101, side opening, 10 ft. section
MIS-AST2	Astragal, Door, #102, reversing, 8 ft. section
MIS-AST2A	Astragal, Door, #102, reversing, 10 ft. section
MIS-AST3	Astragal, Door, #103, side opening, 8 ft. section
MIS-AST3A	Astragal, Door, #103, side opening, 10 ft. section
MIS-AST4	Astragal, Door, #104, companion part to MIS-AST5, 8 ft. section
MIS-AST4A	Astragal, Door, #104, companion part to MIS-AST5A, 10 ft. section
MIS-AST5	Astragal, Door, #105, companion part to MIS-AST4, 8 ft. section
MIS-AST5A	Astragal, Door, #105, companion part to MIS-AST4A, 10 ft. section
MIS-AST6	Astragal, Door, #106, 8 ft. section
MIS-AST6A	Astragal, Door, #106, 10 ft. section
MIS-AST7	Astragal, Door, #107, side opening, 8 ft. section
MIS-AST7A	Astragal, Door, #107, side opening, 10 ft. section
MIS-AST8	Astragal, Door, #108, side opening, 8 ft. section
MIS-AST8A	Astragal, Door, #108, side opening, 10 ft. section
MIS-AST9	Astragal, Door, #109, reversing, replacement for Otis & Esco, 8 ft. section
MIS-AST9A	Astragal, Door, #109, reversing, replacement for Otis & Esco, 10 ft. section
MIS-AST10	Astragal, Door, #110, fits 7/16" groove, 8 ft. section
MIS-AST10A	Astragal, Door, #110, fits 7/16" groove, 10 ft. section
MIS-AST11	Astragal, Door, #111, reversing 3/8" groove, 8 ft. section
MIS-AST11A	Astragal, Door, #111, reversing 3/8" groove, 10 ft. section
MIS-AST12	Astragal, Door, #112, side opening, 8 ft. section
MIS-AST12A	Astragal, Door, #112, side opening, 10 ft. section
MIS-AST15	Astragal, Door, #115, companion part to MIS-AST16, 8 ft. section
MIS-AST15A	Astragal, Door, #115, companion part to MIS-AST16, 10 ft. section



MISCELLANEOUS SUPPLIES

Astragal Parts



S.E.E.S. #	Description
MIS-AST16	Astragal, Door, #116, companion part to MIS-AST15, 8 ft. section
MIS-AST16A	Astragal, Door, #116, companion part to MIS-AST15, 10 ft. section
MIS-AST17	Astragal, Door, #117, side opening, 8 ft. section
MIS-AST17A	Astragal, Door, #117, side opening, 10 ft. section
MIS-AST19	Astragal, Door, #119, glue on replacement, 8 ft. section
MIS-AST19A	Astragal, Door, #119, glue on replacement, 10 ft. section
MIS-AST21	Astragal, Door, #121, side opening, 8 ft. section
MIS-AST21A	Astragal, Door, #121, side opening, 10 ft. section
MIS-AST22	Astragal, Door, #122, reversing, 8 ft. section
MIS-AST22A	Astragal, Door, #122, reversing, 10 ft. section
MIS-AST23	Astragal, Door, #123, reversing, 8 ft. section
MIS-AST23A	Astragal, Door, #123, reversing, 10 ft. section
MIS-AST24	Astragal, Door, #124, companion part to MIS-AST25, 8 ft. section
MIS-AST24A	Astragal, Door, #124, companion part to MIS-AST25A, 10 ft. section
MIS-AST25	Astragal, Door, #125, companion part to MIS-AST24, 8 ft. section
MIS-AST25A	Astragal, Door, #125, companion part to MIS-AST24A, 10 ft. section
MIS-AST26	Astragal, Door, #126, reversing, 8 ft. section
MIS-AST26A	Astragal, Door, #126, reversing, 10 ft. section
MIS-AST28	Astragal, Door, #128, side opening, 8 ft. section
MIS-AST28A	Astragal, Door, #128, side opening, 10 ft. section
MIS-AST30	Astragal, Door, #130, companion part to MIS-AST31, 8 ft. section
MIS-AST30A	Astragal, Door, #130, companion part to MIS-AST31A, 10 ft. section
MIS-AST31	Astragal, Door, #131, companion part to MIS-AST30, 8 ft. section
MIS-AST31A	Astragal, Door, #131, companion part to MIS-AST30A, 10 ft. section
MIS-AST32	Astragal, Door, #132, reversing, 8 ft. section
MIS-AST32A	Astragal, Door, #132, reversing, 10 ft. section

Batteries

Sealed and maintenance free, these batteries offer an excellent service life of 4 – 5 years, and a shelf life of over 1 year. Protective covering made of a non-conductive polystyrene is resistant to shock, vibration, chemicals and heat.

S.E.E.S. #	Voltage	Capacity Amp hours	Dimensions
MIS-194	4.8V	2.2AH	5-3/4" L x 1-1/4" dia., 5 D cells (dynamite stick)
MIS-194I	4.8V	4.0AH	3-3/4" L x 2-1/2" H, 5 D cells stacked 2 on 3 (for GAL)
MIS-194B	6V	6.5AH	5.95" L x 1.34" W x 3.7" H
MIS-194C	6V	3AH	5.28" L x 1.34" W x 2.35" H
MIS-194D	12V	10AH	6" L x 4" W x 3.7" H
MIS-194E-L	12V	8AH	7.72" L x 2.2" W x 4.65" H
MIS-194E-S	12V	8AH	4.4" L x 3.86" W x 4.65" H
MIS-194F	6V	8AH	3.86" L x 2.2" W x 4.65" H
MIS-194G	6V	12AH	4.25" L x 2.75" W x 5.51" H
MIS-194H	6V	9.5AH	4.25" L x 2.75" W x 5.54" H
MIS-194J	6V	10AH	6" L x 2" W x 3.75" H
MIS-194K	3V		1" diameter
MIS-194M	12VDC	100 AH	10" L x 6.6" W x 8.15" H (Otis AAA718E1)

■ Call S.E.E.S. for all of your emergency light replacement batteries.



MIS-194I



MIS-194B



MIS-125C



MIS-125



MIS-CH1



MIS-CH2

Bells

Alarm Bells

Easy to install, alarm bells have a strong, simplified mechanical construction which requires less maintenance time. Rugged construction with rust-protected finish provide reliable performance for both indoor and outdoor use.

S.E.E.S. #	Description
MIS-125C	Alarm Bell, 6VDC, 6" diameter
MIS-125D	Alarm Bell, 12VDC, 6" diameter
MIS-125E	Alarm Bell, 120VAC, 6" diameter
MIS-125F	Alarm Bell, "Flashing" type, 120VAC, 6" dia., with flashing red light

Gongs

S.E.E.S. #	Description
MIS-125	Brass Gong, 2-1/2" diameter, single stroke, 115VAC
MIS-125A	Brass Gong, 2-1/2" diameter, single stroke, 40 Watt Series
MIS-125B	Brass Gong, 2-1/2" diameter, single stroke, 25 Watt Series
MIS-125-48VDC	Brass Gong, 2-1/2" diameter, single stroke, 48VDC

■ See also Car Signal Components listed by elevator manufacturer for additional gongs.

Electronic Chimes

S.E.E.S. #	Description
MIS-CH1	Chime, 24 to 130V AC or DC negative common 3 wire hookup, chimes, 1 up, 2 down
MIS-CH2	Chime, 24 to 130V AC or DC positive common 3 wire hookup, chimes, 1 up, 2 down
MIS-CH5	Chime, 6/14 VAC, VDC, negative
MIS-CH6	Chime, 6/14 VAC, VDC, positive



Belts

Hi-Power® V-Belts

Offering excellent performance and superior strength. Patented construction features Flex Weave Cover and flex bonded tension cords. Belts are oil and heat resistant for reliability.



MIS-BLT1 thru MIS-BLT22



MIS-BLT25

S.E.E.S.#	Description	Outer Circumf.	S.E.E.S.#	Description	Outer Circumf.
MIS-BLT1	3VX250	25.0"	MIS-BLT14	3VX530	53.0"
MIS-BLT2	3VX265	26.5"	MIS-BLT15	3VX560	56.0"
MIS-BLT3	3VX280	28.0"	MIS-BLT16	3VX600	60.0"
MIS-BLT4	3VX300	30.0"	MIS-BLT17	3VX630	63.0"
MIS-BLT5	3VX315	31.5"	MIS-BLT18	3VX670	67.0"
MIS-BLT6	3VX335	33.5"	MIS-BLT19	3VX710	71.0"
MIS-BLT7	3VX355	35.5"	MIS-BLT20	3VX750	75.0"
MIS-BLT8	3VX375	37.5"	MIS-BLT21	3V800	80.0"
MIS-BLT9	3VX400	40.0"	MIS-BLT22	3V950	95.0"
MIS-BLT10	3VX425	42.5"			
MIS-BLT11	3VX450	45.0"	MIS-BLT25	B51	54.0"
MIS-BLT12	3VX475	47.5"	MIS-BLT26	B53	56.0"
MIS-BLT13	3VX500	50.0"	MIS-BLT23	B58	61.0"
			MIS-BLT24	B71	73.0"

■ For additional belts see pages 192, 223, 262, 356, 402.

Brushes



MIS-153



MIS-164



MIS-172



MIS-177



MIS-193



MIS-155

S.E.E.S. #	Description/Application	Thick.	Width	Length
MIS-154	G.E. Generator Brush	1/4	1	1-1/2
MIS-155	Keystone Carbon contact	1	1	1
MIS-193	Payne Generator Brush	5/16	1	1
MIS-162	Imperial Graphite Brush, G-19	5/16	1-1/4	1-1/2
MIS-162A	Imperial Carbon Brush	5/16	1-1/4	1-1/2
MIS-162B	Imperial Carbon Brush	1/4	1	1-1/4
MIS-191	Imperial Generator Brush	3/8	1	1-1/8
MIS-153	G.E. Generator Brush	3/8	1	2
MIS-164	Imperial Generator Brush	3/8	1-1/4	1-1/2
MIS-164A	Imperial Generator Brush	3/8	1-1/4	2
MIS-164B	Imperial Generator Brush, E-22	3/8	1-1/4	2
MIS-190	Imperial Generator Brush	3/8	1-1/2	2
MIS-163	G.E. Generator Brush	1/2	1	2-1/2
MIS-172	Carbon Brush	1/2	1-1/4	2
MIS-177	G.E. Generator Carbon Brush	5/8	1-1/4	2-1/4

■ In addition to the brushes and carbon products listed in each section, S.E.E.S. stocks a wide assortment of miscellaneous brushes. All brushes are manufactured to strict OEM specs and are guaranteed to provide reliable performance.

Need one not listed ?

Send us your sample, we'll supply brushes custom made to your job requirements.

*Don't settle for less.
Let S.E.E.S. serve you!*


Car Signal Components



MIS-198-2



MIS-198-ALARM



MIS-196



MIS-196A



MIS-189E



MIS-189E-A

EPCO Circline

S.E.E.S.#	Description
MIS-196	Push-Button Assembly , Complete, Black Halo, Rounded convex clear window magnifies the white button, marked with black arrow, or specify marking, 1-3/8 dia.
MIS-196A	Emergency Stop Switch Assembly Complete
MIS-198-	Push-Button , Round, white button with black marking, specify marking i.e., MIS-198-2,,clear cap included
MIS-189E	Keyswitch , EPCO style lock cylinder suitable for all applications. Flexible 4 position lock, key removable in all positions, uses EPCO #1 key, Ace barrel type
MIS-189E-A	Key , EPCO #1 Ace barrel type



MIS-199-1

EPCO Flushline

S.E.E.S.#	Description
MIS-199	Push-Button Assembly Complete, 1-1/4" square beveled black halo with square 7/8" white button marked with black arrow, or specify marking, i.e., MIS-199-1
MIS-200-	Push-Button , Square white with black marking, specify marking, i.e., MIS-200-Door Open



MIS-200-2



MIS-200-DOOR OPEN

Coils

S.E.E.S.#	O.E.M.#	Description
MIS-205	S-651	EECO Coil, 110VAC
MIS-205A	S-652	EECO Coil, 208VAC
MIS-205B	S-653	EECO Coil, 220VAC
MIS-205C	S-752	EECO Coil, 110VDC
MIS-205D	S-753	EECO Coil, 220VDC
MIS-205F	S463	EECO Coil, 230VAC
MIS-205G	S-461	EECO Coil, 1110VAC
MIS-212	208200	Maxton Coil, Red,110VAC
MIS-213	208100	Maxton Coil, Black, 115VDC
MIS-214	208000	Maxton Coil, Green, 208/ 220/ 240VAC
MOC-1	C-3, 1009768	Monarch Coil, 9K Ohms
MOC-2	C-4	Monarch Coil, 3.7 Ohms
MOC-3	C-7, CR6053-7	Monarch Coil, 1,680 Ohms
MOC-4	C-9	Monarch Coil, 650 Ohms
MOC-5	C-13, 1-00-9798	Monarch Coil, 2,420 Ohms
MOC-6	C-2	Monarch Coil, 105 Ohms



MOC-6



MIS-205

MISCELLANEOUS SUPPLIES

Contact Kits



CKAB-4



CKAB-11



CKARO-12



CKAH-1



CKCH-12



CKF-1

CKF-3



CKF-5

Contact Kits for Allen Bradley

S.E.E.S.#	OEM#	Size
CKAB-1	Z-21101	00, 2 Pole Series K
CKAB-2	Z-21102	00, 3 Pole
CKAB-3	Z-21103	00, 4 Pole
CKAB-4	Z-34037	0, 1 Pole
CKAB-5	Z-34038	1, 1 Pole
CKAB-6	Z-34039	2, 1 Pole
CKAB-7	Z-34040	3, 1 Pole
CKAB-8	Z-34041	4, 1 Pole
CKAB-9	40410-331-51	0, 1 Pole Bulletin 500
CKAB-10	40410-331-52	1, 1 Pole
CKAB-11	40420-322-51	2, 1 Pole
CKAB-12	40430-300-51	3, 1 Pole
CKAB-13	40440-300-51	4, 1 Pole
CKAB-14	42450-805-01	5, 1 Pole

Contact Kits for Aromat

S.E.E.S.#	O.E.M.#	Size, Poles	Contact Size Movable / Stationary
CKARO-1	BM6-35-901	1++ 3 P	1-1/2 x 1/4 / 1 3/8 x 1/2
CKARO-2	BM6-50-901	2+ 3 P	1-1/2 x 1/4 / 1-3/8 x 1/2
CKARO-3	BM6-65-901	2++ 3 P	1-7/8 x 3/16 / 1-7/16 x 5/8
CKARO-4	BM6-80-901	3 3 P	1-7/8 x 3/16 / 1-7/16 x 5/8
CKARO-5	BM6-85-901	3+ 3 P	1-7/8 x 1/4 / 1-3/4 x 5/8
CKARO-6	BM6-190-901	4+ 3 P	2-3/4 x 5/8 / 1-9/16 x 7/8

Contact Kits for Arrow Hart

S.E.E.S.#	O.E.M.#	Size
CKAH-1	37640-301, Model 1-64	2, 1 Pole
CKAH-2	38640-301, Model 1-64	3, 1 Pole

Contact Kits for Cutler Hammer

S.E.E.S.#	O.E.M.#	Size
CKCH-12	6-27-2	Size 5, 3 Pole Kit
CKCH-20	6-36-2	Series B1, 200A

Contact Kits for Furnas

S.E.E.S.#	O.E.M.#	Size	Contact Size Movable / Stationary
CKF-1	75FB14A	Size 2, 1 Pole	1-15/16 x 1/2 / 1-15/16 x 1/2
CKF-2	75GB14	Size 2-1/2, 1 Pole	1-15/16 x 1/2 / 1-15/16 x 1/2
CKF-3	75HB14	Size 3, 1 Pole	2-1/8 x 3/8 / 1-1/2 x 1/2
CKF-4	75IB14	Size 3-1/2, 1 Pole	2-1/8 x 3/8 / 1-1/2 x 1/2
CKF-5	75JB14	Size 4, 1 Pole	2-1/8 x 3/8 / 1-3/4 x 3/16

Contact Kits



CKF-6



CKF-8



CKF-9



CKF-10



CKF-11



CKF-12



CKF-13



CKF-14



CKF-15

Contact Kits for Furnas


S.E.E.S. #	O.E.M.#	Size	Contact Size Movable / Stationary
CKF-6	75RB14	Size 4-1/2, 1 Pole	3 x 1 / 3/4 x 1 x 3
CKF-7	75KB14	Size 5, 1 Pole	3-3/8 x 1-1/32 / 3/4 x 1-1/32 x 3
CKF-8	75DF14	Size 1, 1 Pole	1-1/4 x 3/8 / 1-7/16 x 3/8, 1-13/16 x 3/8
CKF-9	75EF14	Size 1-3/4, 1 Pole	1-1/4 x 3/16 / 1-3/16 x 3/16
CKF-10	75FF14	Size 2, 1 Pole	1-1/2 x 3/16 / 1-3/8 x 3/8
CKF-11	75FP14	Size 2, 1 Pole	1-1/2 x 3/16 / 1-3/4 x 1/4
CKF-12	75GF14	Size 2-1/2, 1 Pole	1-15/16 x 1/2 / 1-3/8 x 3/8
CKF-13	75GP14	Size 2-1/2, 1 Pole	1-1/2 x 5/16 / 1-3/4 x 3/8
CKF-14	75HF14	Size 3, 1 Pole	1-3/4 x 5/16 / 1 x 1/2
CKF-15	75IF14	Size 3-1/2, 1 Pole	1-7/16 x 1/2 / 1 x 1/2
CKF-16	75HF15	Size 3, 1 Pole	1-1/8 x 1/2 / 1 x 1/2



CKF-16

MISCELLANEOUS SUPPLIES

Contact Kits



CKGE-5



GEN-C1

GEN-C3



GEN-C2



JC-3A



CKGE-11

Contact Kits for General Electric

S.E.E.S. #	OEM #	Description
CKGE-1	232AG724G009	Size 6, 3 Pole
CKGE-2	232AG72G011	Size 6, 2 Pole
CKGE-3	546A300G002	Size 0, 4 Pole
CKGE-4	546A300G010	Size 0, 4 Pole
CKGE-5	546A301G002	Size 1, 4 Pole
CKGE-6	546A301G053	Size 1, 4 Pole
CKGE-7	546A780G002	Size 2, 3 Pole
CKGE-8	546A780G051	Size 2, 3 Pole
CKGE-9	55153677G01	Size 3, 1 Pole
CKGE-10	55153677G002	Size 3, 3 Pole
CKGE-11	55153678G002	Size 4, 3 Pole
CKGE-12	55154607G002	Size 5, 3 Pole
CKGE-13	55754607G041	Size 5, 3 Pole

Contacts for General Elevator

S.E.E.S. #	Description
GEN-C1	Copper Contact Assembly , Contact pad 1-1/8" sq., Contact Holder 3-1/4" O.L. with 12"L shunt
GEN-C2	Contact Assembly , Contact blade 1-1/2" O.L. with 6" shunt and 1/2" diameter Contact Pad
GEN-C3	Metal Graphite Block , 1-1/16" x 1" with mounting hole

Contact Kits for Joslyn Clark

S.E.E.S.#	O.E.M.#	Description
JC-3A	KTM31-1	Size 00-0-1, 3 Pole
JC-3	KTM32-1	Size 2 Starter
JC-4	KTM33-1	Size 3 Starter

Contact Kits



CKLG-4



CKLG-6



CKLG-7

Contact Kits for LG Industrial Systems

S.E.E.S. #	Description
CKLG-4	3 Pole Main Contact Kit for GMD/C-75
CKLG-6	3 Pole Main Contact Kit for GMD/C-100
CKLG-7	3 Pole Main Contact Kit for GMD/C-150



CKM-2

Contact Kits for Mitsubishi

S.E.E.S.#	OEM#	Description	Movable Contact	Stationary Contact
CKM-1	BH569N300	Size 2, 3 Pole	1-1/2 x 3/16	7/8 x 5/16
CKM-2	BH559N301	Size 2-1/2, 3 Pole	1-1/2 x 3/16	1-3/16 x 1/4
CKM-3	BH569N301	Size 3, 3 Pole	1-1/2 x 3/16	7/8 x 5/16



CKM-3

Contact Kits for Westinghouse and Ward Leonard Line Starter

S.E.E.S.#	Westinghouse	Description
WRP-47	373B331G12, 26280602	Size 2, 3 Pole
WRP-48	626B187G13, 276A284G02	Size 3, 3 Pole
WRP-49	626B187G17, 626B198G17, 26280461	Size 4, 3 Pole



WRP-47

S.E.E.S.#	Ward Leonard	Description
PR-44	Kit 330	Size 3, 1 Pole
WRP-49A	811C985H06	Size 2, 1 Pole



WRP-49

MISCELLANEOUS SUPPLIES

CRC® Chemical Products

■ Scientifically formulated to protect, preserve and improve performance of valuable equipment. Environmentally safe, no CFC's.



CRC-2

CRC-4A

CRC-4B



CRC-6

CRC-7

CRC-8



CRC-9

CRC-11

CRC-12



CRC-13

CRC-14

CRC-15



CRC-16

CRC-17

CRC-19

S.E.E.S. # Description

- CRC-2 2-26®** 16 oz. spray can, New plastic safe formula, helps prevent the malfunction of electrical components caused by water penetration, high humidity, condensation and corrosion by sealing conducting surfaces with a film that bonds molecularly to metals. Promotes longer operational life. Cleans, lubricates, penetrates, and loosens corrosion.
- CRC-4A HF Contact Cleaner®** A precision cleaner with a high flashpoint (over 140 F) Petroleum base. No CFC's.
- CRC-4B QD Contact Cleaner®** Alcohol based precision cleaner, quick dry, no CFC's. Leaves no residue.
- CRC-6 Lectra-Clean®** 20 oz. spray can, specially formulated solvent for the cleaning and degreasing of dirty, corroded electrical equipment. It quickly removes grease, oil, wax, dirt, moisture and other foreign substances. Non-Conducting and non-corrosive, evaporates fast, leaves no residue. Ideal for heavy duty cleaning/degreasing applications.
- CRC-6A Lectra-Clean®** 5 Gallon pail, the same famous formula in an economical industrial size.
- CRC-7 Stor & Lube®** 16 oz. spray can, provides superior lubrication and corrosion protection for metals stored indoors for up to two years. Displaces moisture and protects metal parts in severe corrosive atmospheres.
- CRC-8 Urethane Seal Coat®**, Red, 12 oz. spray can, insulates electrical equipment and protects by sealing out corrosion causing moisture. It forms a hard, durable, flexible, non-conductive film.
- CRC-9 Urethane Seal Coat®**, Clear, 12 oz. spray can, same protective formula as above but clear.
- CRC-11 Cable-Clean®** 20 oz. spray can, formulated to effectively remove contamination from semi-conducting jackets and insulations of high voltage cables before splicing and terminations. It may be used on a variety of elastometric and thermo plastic insulations and jackets. No flash or fire point, non-conductive, and non-corrosive to metals.
- CRC-12 Silicone®** 10 oz. spray can, is a high-quality, multi-purpose formula that lubricates, waterproofs, and provides a thin, clear, protective film on metal surfaces. It is non-corrosive and offers better coverage and deeper penetration.
- CRC-13 Zinc-It®** 16 oz. spray can, protects iron and steel electrical equipment from rust with a flexible coating of 95% pure Zinc. This galvanic action provides protection to areas that have been scratched or nicked. Dries to the touch in 15 min.
- CRC-14 Mechanix Orange Hand Cleaner**, plastic squeeze top container is one of our most popular items. Keep it handy for use with or without water. This remarkable citrus lotion hand-cleaner with pumice scrubs out dirt, grease and grime and conditions the skin, leaves hands smelling fresh and clean. Contains no petroleum solvents, conditions with aloe vera, completely biodegradable.
- CRC-15 Lectra-Shield®** 12 oz. spray can, protects electrical apparatus indoors or outdoors for long or short periods of time. When applied, an amber film protects and seals out moisture and other destructive substances. Coating will not become brittle even in temperature extremes.
- CRC-16 Hydro Force Cleaner Degreaser®** 18 oz. spray can, quickly penetrates and removes grease and grime from washable surfaces. Safe for use on most metals, plastics, rubber compounds and fabrics. Perfect for use in the machine room, pit or for clean-ups anywhere. Keep plenty on hand.
- CRC-17 Air Duster**, Safe for use on electrical components, 12oz. spray can
- CRC-19 Screwloose®**, Quickly loosens rusted or tight screws, nuts and bolts, 11oz. spray can

Door Equipment

Freight Straps

S.E.E.S. #	Description
MIS-106	Pull Strap 18", for freight elevators
MIS-107	Pull Strap 24", for freight elevators
MIS-105	Pull Strap 30", for freight elevators
MIS-107A	Pull Strap 36", for freight elevators



■ Extra durable with heavy duty rivets for mounting. Need a length other than what's listed? We'll custom make to your requirements.

MIS-106

Door Gibs and Slide Guide

S.E.E.S. #	Description
MIS-146	Gib Kit 15/32", includes bracket, gib (2-3/4"L) and hardware. Two fire tabs.
MIS-146A	Door Gib , 15/32", durable replacement gib (2-3/4"L).
MIS-146B	Gib Kit , Heavy Duty, includes bracket, gib (2-3/4"L) and hardware. Three fire tabs.
MIS-146C	Gib Kit , 1/2", includes bracket, gib (2-3/4"L) and hardware. Three fire tabs.
MIS-152	Nylon gib , long wearing, self lubricating. 8-1/2"L x 1-11/16"W x 1-1/2"H. Slot: 1"D x 5/8"W.



MIS-146



MIS-152



MIS-157A



MIS-157

Door Bumpers

S.E.E.S. #	Description
MIS-157	Door Bumper , 1" O.D. x 1/2" Diameter, threaded stem
MIS-157A	Door Bumper , 1-1/4" square, self adhesive
MIS-157B	Door Bumper , 13/16" square x 1/4" thick, self adhesive

Galvanized Air Cord

S.E.E.S. #	Description
MIS-300	Cable , 1/8" Galvanized Air Cord, steel cable cut to your specified length
MIS-300-PVC	Cable , 1/8" Galvanized Air Cord, steel cable as above but PVC coated to 3/16"
MIS-300A	Cable , 3/32" Galvanized Air Cord Cable, steel cable cut to your specified length
MIS-300B	Cable , 1/16" Galvanized Air Cord, steel cable cut to your specified length



MIS-300



MIS-124



MIS-124A

MIS-124B



MIS-124C



MIS-160



Spirators

S.E.E.S. #	Description
MIS-124	Spirator , reel type door closer 5" diameter with square mounting hole
MIS-124A	Mounting stud 1-3/4" with threaded shaft for spirator
MIS-124B	Cable stud , 1-1/4" for spirator cable hitch
MIS-124C	Cable stud , 1-3/8" for spirator cable hitch
MIS-160	Bracket with square shank for MIS-124 Spirator
WDO-33	Spirator , closing reel with cable, 5"
WDO-34	Spirator , closing reel with cable, 6"



WDO-33



WDO-34

Door Equipment



MIS-145A



MIS-145A-B



MIS-145-B



MIS-145B-B



MIS-145C



MIS-145D

Pad Hooks

S.E.E.S. #	Description
------------	-------------

MIS-145A	Pad Hook, 1-3/4" L, 10-32 threaded stem, lock washer and nut
MIS-145B	Pad Hook, 2-3/4" L, 1" spacer, 10-32 threaded stem, lock washer and nut
MIS-145C	Pad Hook, 5/8" L, 10-32 internal thread, 5/8" diameter
MIS-145A-B	Pad Hook, 1-3/4" L, 10-32 threaded stem, lock washer and nut, brass
MIS-145B-B	Pad Hook, 2-3/4" L, 1" spacer, 10-32 threaded stem, lock washer and nut, brass

MIS-145D	<p>Mat-A-Door Protective Pad for elevator entrance and lobby sidewalls. Protects elevator jamb, NO drilling or pad hooks required. Easy to use, easy to store. Attractive vinyl cover over high-density foam provides sturdy protection. Set comes with two protective panels and a carrying strap. Panels measure 83-1/2"H x 42-1/2"W</p>
----------	---

Electric Eye Assemblies



MIS-176



MIS-180

S.E.E.S. #	OEM #	Description
MIS-176	0000182000	Replacement Reflector for photo eye, self adhesive, 3-1/4" x 1-1/2".
MIS-176A		Reflective tape, 2" W, specify length
MIS-176B		Reflective tape, 3" W, specify length
MIS-180	1004-H Duo-Path	Electric Eye Dual Beam Photo eye assembly, includes power cable and adjustable mounting brackets

Emergency Lights



MIS-194A



MIS-194L



MIS-907

S.E.E.S. #	Description
MIS-194A	Emergency Light , self contained, tamper resistant, easily installed surface mounts above or near car station, 120V, stainless steel, 10" x 5-3/8" x 1-3/4" with white frosted durable plastic lens
MIS-194AL	Replacement Lens for Emergency Light, 5.1" x 9.4", white frosted durable plastic
MIS-194L	Emergency Light , self contained, tamper resistant, easily installed surface mounts above or near car station, 120V, stainless steel, 10" x 5-3/8" x 1-3/4" with white frosted durable plastic lens
MIS-904	Emergency Light , self contained, tamper resistant, easily installed surface mounts above or near car station, 120V, stainless steel, 10" x 5-3/8" x 1-3/4" with white frosted durable plastic lens
MIS-907	Slimline Emergency Light . Car top power supply with attached alarm bell and remote slimline fixture. Easily installed, proven reliable for years of maintenance free operation.

■ See replacement batteries for emergency light assemblies on page 85.

ESCO Replacement Parts



S.E.E.S. #	OEM#	Description
MIS-206		Capacitor, 124-149 MFD, 330VAC
PR-107	3-370-0065	Latching Relay, 120VAC, 3PDT, Octal base 12 pins
PR-107S		Socket, octal 12 pin tube type
PR-108		Relay, latching 240 VAC 12 pin Octal
MIS-217	3-410-001	Single Striker, assembly
MIS-218	33-410-007	Dual Striker, assembly
MIS-227	3-364-029	Cam R.H.
MIS-228	3-364-029	Cam L.H.
MIS-219	0013-016-031	Tape Guide assembly
MIS-229	3-010-027	Spring Selector
MIS-224	3-021-004	Stepper Wheel for selector
MIS-224A	3-00379-003	Stepper Wheel, 6 point
DPAC-20A	3EA024-04	Packing Set, consists of 2 seals and a lantern Ring, for 4-1/2" plunger size
MIS-143A		ESCO Roller Guide Wheel, 3-1/4" O.D. x .5906 bearing, I.D. x .935 wide polyurethane tire. Double bearing.

MISCELLANEOUS SUPPLIES

Fuses



NLS Series

■ NLS Series: 9/16" Dia. x 2" L.
Packaged 10 Per Carton.



313 Series

■ 313 Series: 1/4" Dia. x 1-1/4" L.
Packaged 5 Per Carton.

One Time Fuses

S.E.E.S. #	Description	Amperage	Voltage
F-30	NLN 1, OTN 1, NON 1	1 Amp	250VAC
F-31	NLN 2, OTN 2, NON 2	2 Amps	250VAC
F-32	NLN 2.5, OTN 2.5, NON 2.5	2.5 Amps	250VAC
F-33	NLN 3, OTN 3, NON 3	3 Amps	250VAC
F-34	NLN 4, OTN 4, NON 4	4 Amps	250VAC
F-35	NLN 5, OTN 5, NON 5	5 Amps	250VAC
F-36	NLN 6, OTN 6, NON 6	6 Amps	250VAC
F-37	NLN 7, OTN 7, NON 7	7 Amps	250VAC
F-37A	NLN 8, OTN 8, NON 8	8 Amps	250VAC
F-38	NLN 10, OTN 10, NON 10	10 Amps	250VAC
F-39	NLN 12, OTN 12, NON 12	12 Amps	250VAC
F-40	NLN 15, OTN 15, NON 15	15 Amps	250VAC
F-41	NLN 20, OTN 20, NON 20	20 Amps	250VAC
F-42	NLN 30, OTN 30, NON 30	30 Amps	250VAC
F-43	NLN 40, OTN 40, NON 40	40 Amps	250VAC



312 Series

■ 312 Series: 1/4" Dia. x 1-1/4" L.
Packaged 5 Per Carton.

Glass Fuses

S.E.E.S. #	Description	Amperage	Voltage
F-15	312.125, GGC 1/8	1/8 Amp	250VAC
F-16	312.250, GGC 1/4	1/4 Amp	250VAC
F-17	312.500, GGC 1/2	1/2 Amp	250VAC
F-17A	312.750, GGC 3/4	3/4 Amp	250VAC
F-18	312001, GGC 1	1 Amps	250VAC
F-19	312002, GGC 2	2 Amps	250VAC
F-20	312003, GGC 3	3 Amps	250VAC
F-21	312004, GGC 4	4 Amps	250VAC
F-22	312005, GGC 5	5 Amps	250VAC
F-23	312006, GGC 6	6 Amps	250VAC
F-24	312007, GGC 7	7 Amps	250VAC
F-25	312008, GGC 8	8 Amps	250VAC
F-26	312010, GGC10	10 Amps	250VAC

Slo-Blo Glass Fuses

S.E.E.S. #	Description	Amperage	Voltage
F-1SB	313.010, MDL 1/100	1/100 Amp	250VAC
F-2SB	313.031, MDL 1/32	1/32 Amp	250VAC
F-3SB	313.040, MDL 1/25	1/25 Amp	250VAC
F-4SB	313.062, MDL 1/16	1/16 Amp	250VAC
F-5SB	313.100, MDL 1/10	1/10 Amp	250VAC
F-6SB	313.125, MDL 1/8	1/8 Amp	250VAC
F-7SB	313.150, MDL 15/100	15/100 Amp	250VAC
F-8SB	313.175, MDL 175/100	175/1000 Amp	250VAC
F-9SB	313.187, MDL 3/16	3/16 Amp	250VAC
F-10SB	313.200, MDL 2/10	2/10 Amp	250VAC
F-11SB	313.250, MDL 1/4	1/4 Amp	250VAC
F-12SB	313.300, MDL 3/10	3/10 Amp	250VAC
F-13SB	313.375, MDL 3/8	3/8 Amp	250VAC
F-14SB	313.400, MDL 4/10	4/10 Amp	250VAC
F-15SB	313.500, MDL 1/2	1/2 Amp	250VAC
F-16SB	313.600, MDL 6/10	6/10 Amp	250VAC
F-17SB	313.700, MDL 7/10	7/10 Amp	250VAC
F-18SB	313.750, MDL 3/4	3/4 Amp	250VAC
F-19SB	313.800, MDL 8/10	8/10 Amp	250VAC
F-20SB	313.001, MDL 1	1 Amps	250VAC
F-21SB	3131.25, MDX/MDL 1-1/4	1-1/4 Amps	250VAC
F-22SB	31301.5, MDX/MDL 1-1/2	1-1/2 Amps	250VAC
F-23SB	31301.6, MDX/MDL 1-6/10	1-6/10 Amps	250VAC
F-24SB	31301.8, MDX/MDL 1-8/10	1-8/10 Amps	250VAC
F-25SB	31300.2, MDX/MDL 2	2 Amps	250VAC
F-26SB	3132.25, MDX/MDL 2-1/4	2 -1/4 Amps	250VAC
F-27SB	31302.5, MDX/MDL 2-1/2	2 -1/2 Amps	250VAC
F-28SB	31302.8, MDX/MDL 2-8/10	2-8/10 Amps	250VAC
F-29SB	31300.3, MDX/MDL 3	3 Amps	250VAC
F-30SB	31303.2, MDX/MDL 3-2/10	3-2/10 Amps	250VAC
F-31SB	31300.4, MDX/MDL 4	4 Amps	250VAC
F-32SB	31300.5, MDX/MDL 5	5 Amps	250VAC
F-33SB	3136.25, MDX/MDL 6-1/4	6-1/4 Amps	250VAC
F-34SB	31300.7, MDX/ MDL 7	7 Amps	250VAC
F-35SB	31300.8, MDL 8	8 Amps	32VAC
F-36SB	313010, MDL 10	10 Amps	32VAC
F-37SB	313012, MDL 12	12 Amps	32VAC
F-38SB	313.015, MDL 15	15 Amps	32VAC
F-39SB	313020, MDL 20	20 Amps	32VAC
F-40SB	313.025, MDL 25	25 Amps	32VAC
F-41SB	313.030, MDL 30	30 Amps	32VAC

Fuses



F-50

■ NLS Series: 13/16" Dia. x 5" L.
Packaged 10 Per Carton.

One Time Fuses

S.E.E.S.#	Description	Amperage	Voltage
F-50	NLS 1, OTS 1, NOS 1	1 Amp	600VAC
F-51	NLS 3, OTS 3, NOS 3	3 Amps	600VAC
F-52	NLS 5, OTS 5, NOS 5	5 Amps	600VAC
F-53	NLS 6, OTS 6, NOS 6	6 Amps	600VAC
F-54	NLS 10, OTS 10, NOS 10	10 Amps	600VAC
F-55	NLS 15, OTS 15, NOS 15	15 Amps	600VAC
F-56	NLS 20, OTS 20, NOS 20	20 Amps	600VAC
F-57	NLS 30, OTS 30, NOS 30	30 Amps	600VAC



3AB Series

■ Fast acting 3AB Type Ceramic Series: 1/4" Dia. x 1-1/4" L.
Packaged 10 Per Carton.

Electronic Fuses

S.E.E.S. #	Description	Amperage	Voltage
F-80	314.50, ABC 1/2	1/2 Amp	250VAC
F-81	314001, ABC 1	1 Amp	250VAC
F-82	314002, ABC 2	2 Amps	250VAC
F-83	314003, ABC 3	3 Amps	250VAC
F-84	314004, ABC 4	4 Amps	250VAC
F-85	314005, ABC 5	5 Amps	250VAC
F-86	314006, ABC 6	6 Amps	250VAC
F-87	314007, ABC 7	7 Amps	250VAC
F-88	314008, ABC 8	8 Amps	250VAC
F-89	314009, ABC 9	9 Amps	250VAC
F-90	314010, ABC 10	10 Amps	250VAC
F-91	314012, ABC 12	12 Amps	250VAC
F-92	314015, ABC 15	15 Amps	250VAC
F-93	314020, ABC 20	20 Amps	250VAC
F-94	314025, ABC 25	25 Amps	250VAC
F-95	314030, ABC 30	30 Amps	250VAC



F-58B



F-70



F-75B

Slo-Blo Fuses

TIME DELAY, CURRENT LIMITING

S.E.E.S. #	Description	Amperage	Voltage
F-58B	FLN-R1.6, FRN-R1.6, TR-R1.6	1-6/10 Amps	250VAC
F-58A	FLN-R3.2, FRN-R3.2, TR-R3.2	3-2/10 Amps	250VAC
F-58D	FLN-R3.5, FRN-R3.5, TR-R3.5	3-1/2 Amps	250VAC
F-58C	FLN-R4, FRN-R4, TR-R4	4 Amps	250VAC
F-58	FLN-R6, FRN-R6, TR-R6	6 Amps	250VAC
F-59	FLN-R10, FRN-R10, TR-R10	10 Amps	250VAC
F-59A	FLN-R15, FRN-R15, TR-R15	15 Amps	250VAC
F-59B	FLN-R20, FRN-R20, TR-R20	20 Amps	250VAC
F-60	FLN-R30, FRN-R30, TR-R30	30 Amps	250VAC
F-61	FLN-R40, FRN-R40, TR-R40	40 Amps	250VAC
F-62	FLN-R50, FRN-R50, TR-R50	50 Amps	250VAC
F-63	FLN-R60, FRN-R60, TR-R60	60 Amps	250VAC
F-64	FLN-R70, FRN-R70, TR-R70	70 Amps	250VAC
F-65	FLN-R80, FRN-R80, TR-R80	80 Amps	250VAC
F-66	FLN-R90, FRN-R90, TR-R90	90 Amps	250VAC
F-67	FLN-R100, FRN-R100, TR-R100	100 Amps	250VAC
F-68	FLN-R125, FRN-R125, TR-R125	125 Amps	250VAC
F-70	FLS-R50, FRS-R50, TR-S50	50 Amps	600VAC
F-71	FLS-R60, FRS-R60, TR-S60	60 Amps	600VAC
F-72	FLS-R70, FRS-R70, TR-S70	70 Amps	600VAC
F-73	FLS-R80, FRS-R80, TR-S80	80 Amps	600VAC
F-74	FLS-R90, FRS-R90, TR-S90	90 Amps	600VAC
F-75	FLS-R100, FRS-R100, TR-S100	100 Amps	600VAC
F-76	FLS-R125, FRS-R125, TR-S125	125 Amps	600VAC
F-77	FLS-R150, FRS-R150, TR-S150	150 Amps	600VAC
F-78	FLS-R175, FRS-R175, TR-S175	175 Amps	600VAC

Slo-Blo Midget Fuses

S.E.E.S. #	Description	Amperage	Voltage
FL-Q001	Fuse, 13/32 x 1-1/2"	1 Amp	500VAC
FL-Q002	Fuse, 13/32 x 1-1/2"	2 Amp	500VAC
FL-Q004	Fuse, 13/32 x 1-1/2"	4 Amp	500VAC
FL-Q008	Fuse, 13/32 x 1-1/2"	8 Amp	500VAC
FL-Q010	Fuse, 13/32 x 1-1/2"	10 Amp	500VAC
FL-Q015	Fuse, 13/32 x 1-1/2"	15 Amp	500VAC
FL-Q020	Fuse, 13/32 x 1-1/2"	20 Amp	500VAC

Hitachi Replacement Parts



HI-X1



HI-X2



HI-X3



HI-X4



HI-X6



HI-X5



HI-W1



HI-W2

S.E.E.S. #	OEM #	Description
HI-X1	H2214449	Sprocket , handrail idler sprocket 20 teeth, 3-3/8" O.D. with .7874 bearing I.D.
HI-X2		Sprocket , handrail dual sprocket, 22 teeth, 3.765" O.D. with .7874 bearing I.D.
HI-X3		Sprocket , handrail 5-3/8" O.D. 32 teeth with .7874 bearing I.D.
HI-X4		Sprocket , handrail drive sprocket, 4-5/8" O.D., 22 teeth, no bearing
HI-X6		Sprocket , handrail drive sprocket, 13-1/4" O.D., 54 teeth, no bearing
HI-X5		Sprocket , handrail drive sprocket, 4-1/8" O.D., 25 teeth with .7874 bearing I.D.
HIW-1	H2202101	Roller , handrail driving roller 5.525" diameter with extended hub and .7874 bearing I.D.
HIW-2	H2221702	Roller , handrail roller 5.525" diameter with 2-1/8" mounting hole

Health and Safety Aids



S.E.E.S. #	Description
MIS-500	Air-Purifying Respirator – NIOSH/MSHA Certified. This sturdy silicone dual element half-mask respirator is lightweight and comfortable while providing protection from harmful pollutants. Protect yourself from harmful inhalants such as carbon dust, fumes, mist, paint, pesticides and other dangerous lung damaging irritants. Replace filters as needed, sold separately.
MIS-500A	Filter , replacements for respirator, 10/box
MIS-501	Industrial First Aid Kit – Sturdy all steel metal kit designed to meet most medical needs. Case measures 10-1/2" x 7-5/8" x 2-1/8" and contains a large assortment of first aid essentials. Versatile kit features carrying handle as well as hanging brackets. Perfect for the service vehicle, shop or machine room.
MIS-501A	Refill Pack for Industrial First Aid Kit
MIS-502	Safety Goggles – The ultimate in eye protection. Comfortable lightweight optical grade polycarbonate lens provide greater visibility and protection while the soft pliable nosepiece provides a seal around nose and cheeks. Can be worn over glasses. Fog guard treated lens.
MIS-503	Eye Wash – Save your sight with instant access eye wash. Carry along size features sterile solution and eyecup.


Key Switches

Universal key switch assemblies feature rugged construction for dependable service, extra keys available.

S.E.E.S. #	Description
MIS-189	Key Switch , 2 Position, spring return to center, key removable in (OFF) position only, keyed H2395, 3/4" O.D.
MIS-189A	Key Switch , 2 Position, key removable both positions (ON/OFF), one contact, keyed H2395
MIS-189B	Key Switch , 2 Position, key removable in (OFF) position only, keyed H2395
MIS-189C	Key Switch , 2 Position, DPDT, key removable both positions
MIS-189C-A	Key for keyswitch MIS-189C, #A03
MIS-189D	Key Switch assembly, removable (ON) position
MIS-189E	Key Cylinder , EPCO style, 4 position, key removable all positions, keyed to EPCO #1 ACE barrel key
MIS-189E-A	Key for keyswitch MIS-189E, EPCO #1
MIS-189E-B	Key , EPCO #2 Ace barrel key
MIS-189F	Key Switch , 2 Position, key removable in both positions, keyed to S.E.E.S. #2 barrel key
MIS-189F-A	Key for keyswitch MIS-189F, S.E.E.S. #2
MIS-189K	Key Switch , 2 Position, key removable in both positions, keyed to S.E.E.S. #3 barrel key



Keys



Manufactured to strict quality standards to meet or exceed OEM specifications. Highest quality materials are expertly machined and then plated to resist corrosion to ensure long lasting performance.
Ask about our quantity discounts.

S.E.E.S. #	Description
MIS-119	Flapper Key with collar, for Montgomery, Dover, Haughton, and GAL
MIS-120	Access Key, 5/8" diameter x 3-1/4" L, 1/2" I.D.
MIS-121	Car Panel Key, 7/16" diameter x 4" L, 21/64" I.D.
MIS-121A	G.A.L. Key, door key Type M for swing doors
MIS-144	Escutcheon, Hall door key hole, 1-3/4" long for 3/8" dia. keys, 7/16" I.D., 15/16" O.D., 1-1/4" length threaded
MIS-144B	Escutcheon, Hall door key hole, 1-3/8" L, 7/16" I.D., 3/4" O.D.
MIS-210	Collar, Rubber Protective Key Collar, 2" dia. x 1/2" x 3/8" I.D.
MIS-KEYPAK	Keypack, value door key pack of 7 keys, including ODO-45, ODO-46, ODO-46A, WDO-58, WDO-57, MIS-119 and MIS-121A



Otis Keys

S.E.E.S. #	Description
ODO-45	Lunar Key, 10-1/2" Emergency Hoistway
ODO-46	Door Key, Double Drop
ODO-46A	Door Key, Single drop
ODO-46B	Close Couple Key
ODO-73	Escutcheon, door sleeve, stainless steel 2-11/16"
ODO-73A	Escutcheon, door sleeve, brass, 2-11/16"
ODO-73B	Escutcheon, lunar key

Westinghouse Keys

S.E.E.S. #	Description
WDO-57	Lunar key, 6" L
WDO-57A	Escutcheon for lunar key, self-adhesive
WDO-57B	Escutcheon plate for "T" key, 7/8" face, stainless steel finish
WDO-58	T-Key, 9" L

MISCELLANEOUS SUPPLIES

Lamps

Numeric Listing By Lamp

S.E.E.S. #	Lamp #	Volts	Watts	Bulb	Base	M.O.L.	Figure #
ML-63	10	2.5	1.25	G-3-1/2	Mini bi-pin	0.94	Fig. 5
ML-48	1004	12.8	12.032	B-6	Double Contact Bayonet	1.75	Fig. 3
ML-127	100A	120	100	A-19	Medium	4.4375	Fig. 1
ML-141	100A	250	100	A-19	Medium	5.3125	Fig. 1
ML-22	10C7DC	115-125	10	C-7	Double Contact Bayonet	2.19	Fig. 4
ML-105	10S11/115V	115-125	10	S-11	Candelabra Screw	2.3125	Fig. 20
ML-46	10S6/10/230	230	10	S-6	Candelabra Screw	1.88	Fig. 17
ML-15	10S6/10/250	250	10	S-6	Candelabra Screw	1.88	Fig. 17
ML-42	10S6/10DC	230	10	S-6	Double Contact Bayonet	1.82	Fig. 16
ML-20	10S6/10DC	250	10	S-6	Double Contact Bayonet	1.82	Fig. 16
ML-89	10S6/120	120	10	S-6	Candelabra Screw	1.88	Fig. 17
ML-34	10S6230RED	230.0	10.0	S-6	Double Contact Bayonet	1.81	Fig. 16
ML-35	10S6230GRN	230.0	10.0	S-6	Double Contact Bayonet	1.81	Fig. 16
ML-82	1130	6.4	16.83	S-8	Double Contact Bayonet	2.00	Fig. 19
ML-36A	12	6.3	.95	G-3-1/2	Mini bi-pin	0.94	Fig. 5
ML-72	12MB	12	2.04	T-2-1/2	Mini Bayonet	1.19	Fig. 28
ML-32	12PSB	12	2.04	T-2	Slide #5	1.12	Fig. 26
ML-6	120MB	120	3	T-2-1/2	Mini Bayonet	1.19	Fig. 28
ML-6N	120MB Neon	120	2	T-2-1/2	Mini Bayonet	1.19	Fig. 28
ML-1	120PSB	120	3	T-2	Slide #5	1.12	Fig. 26
ML-1N	120PSB Neon	120	2	T-2	Slide #5	1.12	Fig. 26
ML-27A	120RB	120	3	—	Mini Bayonet	1.10	Fig. 13
ML-25	120RC	120	3	—	Candelabra Screw	1.10	Fig. 14
ML-25N	120RC Neon	120	3	—	Candelabra Screw	1.10	Fig. 14
ML-148	1224	32	5.12	G-6	Double Contact Bayonet	1.44	Fig. 11
ML-59	1251	28	6.44	G-6	Single Contact Bayonet	1.44	Fig. 10
ML-140	1383	13	19.5	R-12	Single Contact Bayonet	2.63	Fig. 12
ML-139	1434	4.0	3.7	T-5	Single Contact Bayonet	1.75	Fig. 27
ML-150	147	7.0	3.01	T-3-1/4	Wedge Base	1.06	Fig. 35
ML-21	1493	6.5	17.875	S-8	Double Contact Bayonet	2.00	Fig. 19
ML-62	15	7.0	2.80	G-4-1/2	Mini bi-pin	1.06	Fig. 8
ML-128	150A/CL/RS	120.0	150	A-21	Medium	5.3125	Fig. 1
ML-6R	155MB	155.0	2	T-2-1/2	Miniature Bayonet	1.19	Fig. 28
ML-1C	155PSB	155.0	2	T-2	Slide #5	1.12	Fig. 26
ML-84	15S11	120	15	S-11	Candelabra Screw	2.375	Fig. 20
ML-142	15T6/130VCS	130	15	T-6	Candelabra Screw	3.06	Fig. 36
ML-93	161	14	2.66	T-3-1/4	Wedge	1.06	Fig. 30
ML-56	1651	5.0	3	S-8	Single Contact Bayonet	2	Fig. 18
ML-125	1692	28	7.08	S-8	Double Contact Bayonet	2	Fig. 19
ML-124	16ESB	16	.64	T-2	Slide #5	2	Fig. 26
ML-132	1810	6.3	2.52	T-3-1/4	Mini Bayonet	1.19	Fig. 29
ML-133	1813	14.4	1.44	T-3-1/4	Mini Bayonet	1.19	Fig. 29
ML-43	1815	14.0	2.80	T-3-1/4	Mini Bayonet	1.19	Fig. 29
ML-97	1816	13.0	4.29	T-3-1/4	Mini Bayonet	1.19	Fig. 29
ML-96	1819	28.0	1.12	T-3-1/4	Mini Bayonet	1.19	Fig. 29
ML-50	1820	28.0	2.8	T-3-1/4	Mini Bayonet	1.19	Fig. 29
ML-103	1822	36.0	3.6	T-3-1/4	Mini Bayonet	1.19	Fig. 29
ML-130	1828	37.5	1.875	T-3-1/4	Mini Bayonet	1.19	Fig. 29
ML-47	1829	28.2	1.96	T-3-1/4	Mini Bayonet	1.19	Fig. 29
ML-92	1835	55.0	2.75	T-3-1/4	Mini Bayonet	1.19	Fig. 29
ML-115	1843	28.0	.616	T-3-1/4	Mini Bayonet	1.19	Fig. 29
ML-86	1847	6.3	.945	T-3-1/4	Mini Bayonet	1.19	Fig. 29
ML-91	1850	5.0	.45	T-3-1/4	Mini Bayonet	1.19	Fig. 29
ML-11	1864	28.0	4.76	T-3-1/4	Mini Bayonet	1.19	Fig. 29

Lamps

Numeric Listing By Lamp#

S.E.E.S. #	Lamp #	Volts	Watts	Bulb	Base	M.O.L.	Figure #
ML-99	1888	7.0	3.5	T-3-1/4	Mini Bayonet	1.19	Fig. 29
ML-12	1893	14.0	4.62	T-3-1/4	Mini Bayonet	1.19	Fig. 29
ML-61	19	14.4	1.44	G-3-1/2	Mini Bi-pin	0.94	Fig. 5
ML-109	238	6.3	.50	T-3/14	Mini Bayonet	1.19	Fig. 29
ML-120	24CSB	24.0	.408	T-2	Slide #5	.92	Fig. 26
ML-36	24ESB	24.0	.96	T-2	Slide #5	0.92	Fig. 26
ML-83	24MB	24.0	1.68	T-2-1/2	Mini Bayonet	1.19	Fig. 28
ML-5	24PSB	24.0	1.752	T-2	Slide #5	1.12	Fig. 26
ML-101	24RC	24.0	1.752	—	Candelabra Screw	1.22	Fig. 14
ML-98	253	2.5	.875	TL-1-3/4	Midget Grooved	.69	Fig. 40
ML-111	253X	2.5	.875	TL-1-3/4	Midget Grooved	.69	Fig. 40
ML-24	259	6.3	1.575	T-3-1/4	Wedge	1.06	Fig. 30
ML-113A	25A15	115-125	25.0	A-15	Medium	3.5	Fig. 1
ML-54C	25S11/2C	115-125	25.0	S-11	Candelabra Screw	2.25	Fig. 20
ML-54	25S11/2C/IF	115-125	25.0	S-11	Candelabra Screw	2.25	Fig. 20
ML-131	25S6/120V	120.0	25.0	S-6	Candelabra Screw	2.625	Fig. 17
ML-90	25T8C/120C	115-125	25.0	T-8	Candelabra Screw	2.625	Fig. 37
ML-88	25T8DC-IF	115-125	25.0	T-8	Double Contact Bayonet	2.625	Fig. 36
ML-90A	25T8N-120V	120.0	25.0	T-8	Intermediate	2.625	Fig. 39
ML-75	27	4.9	1.47	G-4-1/2	Mini Screw	1.06	Fig. 7
ML-83A	28MB	28.0	1.12	T-2-1/2	Mini Bayonet	1.19	Fig. 28
ML-4	28PSB	28.0	1.12	T-2	Slide #5	1.12	Fig. 26
ML-69	28RB	28.0	1.12	—	Mini Bayonet	1.10	Fig. 13
ML-114	28RC	28.0	1.12	—	Candelabra Screw	1.22	Fig. 14
ML-31A	302	28.0	4.76	G-5	Double Contact Bayonet	1.38	Fig. 9
ML-45	303	28.0	8.40	G-6	Single Contact Bayonet	1.44	Fig. 10
ML-73	308	28.0	18.76	S-8	Double Contact Bayonet	1.19	Fig. 19
ML-68	313	28.0	4.76	T-3-1/4	Mini Bayonet	1.19	Fig. 29
ML-107	330	14.0	1.12	T-1-3/4	S.C. Midget Flanged	0.63	Fig. 22
ML-58	344	10.0	.14	T-1-3/4	S.C. Midget Flanged	0.63	Fig. 22
ML-29	349	6.3	1.26	T-1-3/4	S.C. Midget Flanged	0.63	Fig. 22
ML-65	380	6.3	.252	T-1-3/4	S.C. Midget Flanged	0.63	Fig. 22
ML-49	381	6.3	1.26	T-1-3/4	S.C. Midget Flanged	0.63	Fig. 22
ML-95	387	28.0	1.12	T-1-3/4	S.C. Midget Flanged	0.63	Fig. 22
ML-113	40A15	115-125	40.0	A-15	Medium	3.5	Fig. 1
ML-10	44	6.3	1.575	T-3-1/4	Mini Bayonet	1.19	Fig. 29
ML-144	4546	4.7	2.35	PAR36	2 Screw Terminals	4.5	Fig. 43
ML-28	47	6.3	.945	T-3-1/4	Mini Bayonet	1.19	Fig. 29
ML-118	48ESB	48.0	1.92	T-2	Slide #5	0.92	Fig. 26
ML-83B	48MB	48.0	2.4	T-2-1/2	Mini Bayonet	1.19	Fig. 28
ML-3	48PSB	48.0	2.4	T-2	Slide #5	1.12	Fig. 26
ML-87	48RC	48.0	2.4	—	Candelabra Screw	1.22	Fig. 14
ML-30	502	5.1	.765	G-4-1/2	Mini Screw	1.06	Fig. 7
ML-31	503	5.1	.765	G-4-1/2	Mini Bayonet	1.06	Fig. 6
ML-134	55	7.0	.350	G-4-1/2	Mini Bayonet	1.06	Fig. 6
ML-76	57	14.0	3.34	G-4-1/2	Mini Bayonet	1.06	Fig. 6
ML-51	5T-N1/125V	125.0	.33	—	Capsule	1.375	Fig. 41
ML-79	5T-N2/250V	250.0	.33	—	Capsule	1.375	Fig. 41
ML-8	60MB	60.0	3.00	T-2-1/2	Mini Bayonet	1.19	Fig. 28
ML-2	60PSB	60.0	3.00	T-2	Slide #5	1.12	Fig. 26
ML-27	60RB	60.0	3.00	—	Mini Bayonet	1.10	Fig. 13
ML-80	60RC	60.0	3.00	—	Candelabra Screw	1.22	Fig. 14
ML-145	63-029-1	28	1.92	—	Cartridge, Red	0.75	Fig. 45
ML-146	63-029-12	28	1.92	—	Cartridge, Green	0.75	Fig. 45

Lamps

Numeric Listing By Lamp#

S.E.E.S. #	Lamp #	Volts	Watts	Bulb	Base	M.O.L.	Figure #
ML-110	656	28.0	1.68	T-3-1/4	Wedge	1.06	Fig. 30
ML-57	657	28.0	2.24	T-3-1/4	Wedge	1.06	Fig. 30
ML-23	67	13.5	7.96	G-6	Single Contact Bayonet	1.44	Fig. 10
ML-135	68	13.5	7.96	G-6	Double Contact Bayonet	1.44	Fig. 11
ML-9	6MB	6.0	.840	T-2-1/2	Mini Bayonet	1.19	Fig. 28
ML-71	6PSB	6.0	.840	T-2	Slide #5	1.12	Fig. 26
ML-100	6S6/6V	6.0	6.0	S-6	Candelabra Screw	1.88	Fig. 17
ML-137	6S6/12V	12.0	6.0	S-6	Candelabra Screw	1.88	Fig. 17
ML-39	6S6/30V	30.0	6.0	S-6	Candelabra Screw	1.88	Fig. 17
ML-119	6S6/48V	48.0	6.0	S-6	Candelabra Screw	1.88	Fig. 17
ML-119A	6S6/60V	60.0	6.0	S-6	Candelabra Screw	1.88	Fig. 17
ML-18	6S6/120V	120.0	6.0	S-6	Candelabra Screw	1.88	Fig. 17
ML-85	6S6/130V	130.0	6.0	S-6	Candelabra Screw	1.88	Fig. 17
ML-77	6S6/145V	145.0	6.0	S-6	Candelabra Screw	1.88	Fig. 17
ML-17	6S6/155V	155.0	6.0	S-6	Candelabra Screw	1.88	Fig. 17
ML-26	6S6/DC/30V	30.0	6.0	S-6	Double Contact Bayonet	1.82	Fig. 16
ML-102	6S6/DC/48V	48.0	6.0	S-6	Double Contact Bayonet	1.88	Fig. 16
ML-66	6S6/DC/60V	60.0	6.0	S-6	Double Contact Bayonet	1.88	Fig. 16
ML-60	6S6/DC/120V	120.0	6.0	S-6	Double Contact Bayonet	1.82	Fig. 16
ML-78	6S6/DC/125V	125.0	6.0	S-6	Double Contact Bayonet	1.82	Fig. 16
ML-19	6S6/DC/145V	145.0	6.0	S-6	Double Contact Bayonet	1.82	Fig. 16
ML-122	6S6/SCB/150	150.0	6.0	S-6	Single Contact Bayonet	1.88	Fig. 15
ML-122A	6S6/SCB/155	155.0	6.0	S-6	Single Contact Bayonet	1.50	Fig. 15
ML-143	73	14	1.12	T-1-3/4	Subminiature Wedge	.80	Fig. 23
ML-74	7327	28.0	1.12	T-1-3/4	Bi-pin	.63	Fig. 24
ML-33	757	28.0	1.68	T-1-3/4	Mini Bayonet	1.19	Fig. 29
ML-138	81	6.5	6.63	G-6	Single Contact Bayonet	1.44	Fig. 10
ML-108	85	28.0	1.12	T-1-3/4	Subminiature Wedge	.80	Fig. 23
ML-104	85E	28.0	1.12	T-1-3/4	Wire Terminals	.80	Fig. 25
ML-94	88	6.8	12.98	S-8	Double Contact Bayonet	2.00	Fig. 19
ML-81	90	13.0	7.54	G-6	Double Contact Bayonet	1.44	Fig. 11
ML-7	90MB	90.0	2.7	T-2-1/2	Mini Bayonet	1.19	Fig. 28
ML-147	94	12.8	13.31	S-8	Double Contact Bayonet	2.00	Fig. 19
ML-38	965	9.84	4.92	T-4-1/2	Mini Screw	1.45	Fig. 32
ML-37	97	13.5	9.31	G-6	Single Contact Bayonet	1.44	Fig. 10
ML-136	F6T5/CW	6.0	.882	T-5	Mini Bi-pin	9.00	Fig. 39
ML-55	L40-IF	115-125	40.0	T-8	Disc (Lumiline)	11.75	Fig. 40
ML-70	L-60	115-125	60.0	T-8	Disc (Lumiline)	17.75	Fig. 40
ML-126	LMM-2	2.75	—	T-1	Bi-pin	.375	Fig. 21
ML-149	NE2J(C9A)	120	—	T-2	S.C. Midget Flanged	.94	Fig. 27A
ML-13	NE51(B1A)	—	—	T-3-1/4	Mini Bayonet	1.19	Fig. 29
ML-14	NE51(B2A)	—	—	T-3-1/4	Mini Bayonet	1.19	Fig. 29
ML-129	PR-2	2.38	1.19	B-3-1/2	S.C. Miniature Flanged	1.25	Fig. 2
ML-121N	T-2	120.0	.33	T-2	Mini Bayonet	1.00	Fig. 27
ML-53	T-4	120.0	6.0	T-4	Candelabra Screw	1.375	Fig. 31
ML-52	T-4	130.0	6.0	T-4	Candelabra Screw	1.375	Fig. 31
ML-67	T-4-1/2	130.0	4.0	T-4-1/2	Candelabra Screw	1.375	Fig. 33
ML-67A	T-4-1/2	250.0	7	T-4-1/2	Candelabra Screw	1.625	Fig. 33
ML-41	T-4-1/2	130.0	4.0	T-4-1/2	Double Contact Bayonet	1.50	Fig. 34
ML-44	T-4-1/2-DC	120.0	6.0	T-4-1/2	Double Contact Bayonet	1.75	Fig. 34
ML-40	T-4-1/2-DC	250.0	7.0	T-4-1/2	Double Contact Bayonet	1.625	Fig. 34
ML-40A	T-4-1/2-CS	250.0	7.0	T-4-1/2	Double Contact Bayonet	1.75	Fig. 34
ML-112	T8/10V/5A	10.0	5.0	T-8	Double Contact Bayonet	3.00	Fig. 36
ML-121NR	X46EA	120.0	—	T-2-1/2	Miniature Bayonet (Neon)	1.19	Fig. 28

Lamps – By Figure



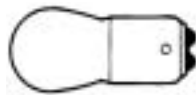
#1 Appliance Lamp

S.E.E.S. #	Lamp #	Volts	Watts	M.O.L.
ML-113A	25A15	115-125	25.0	3.5
ML-113	40A15	115-125	40.0	3.5
ML-127	100A	120	100	4.4375
ML-141	100A	250	100	5.3125
ML-128	150A/CL/RS	120	150	5.3125



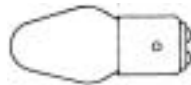
#2 B-3-1/2 Single Contact Mini Flanged

S.E.E.S. #	Lamp #	Volts	Watts	M.O.L.
ML-129	PR-2	2.38	1.19	1.25



#3 B-6 Double Contact Bayonet

S.E.E.S. #	Lamp #	Volts	Watts	M.O.L.
ML-48	1004	12.8	12.032	1.75



#4 C-7 Double Contact Bayonet

S.E.E.S. #	Lamp #	Volts	Watts	M.O.L.
ML-22	10C7DC	115-125	10	2.19



#5 G-3-1/2 Mini Bi-Pin

S.E.E.S. #	Lamp #	Volts	Watts	M.O.L.
ML-63	10	2.5	1.25	.94
ML-36A	12	6.3	.95	.94
ML-61	19	14.4	1.44	.94



#6 G-4-1/2 Mini Bayonet

S.E.E.S. #	Lamp #	Volts	Watts	M.O.L.
ML-31	503	5.1	.765	1.06
ML-134	55	7.0	.350	1.06
ML-76	57	14.0	3.34	1.06



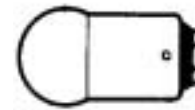
#7 G-4-1/2 Mini Screw

S.E.E.S. #	Lamp #	Volts	Watts	M.O.L.
ML-75	27	4.9	1.47	1.06
ML-30	502	5.1	.765	1.06



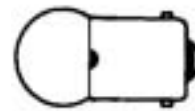
#8 G-4-1/2 Mini Bi-Pin

S.E.E.S. #	Lamp #	Volts	Watts	M.O.L.
ML-62	15	7.0	2.80	1.06



#9 G-5 Double Contact Bayonet

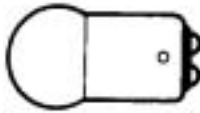
S.E.E.S. #	Lamp #	Volts	Watts	M.O.L.
ML-31A	302	28.0	4.76	1.38



#10 G-6-1/2 Single Contact Bayonet

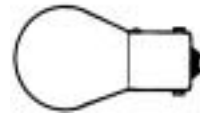
S.E.E.S. #	Lamp #	Volts	Watts	M.O.L.
ML-138	81	6.5	6.63	1.44
ML-23	67	13.5	7.96	1.44
ML-37	97	13.5	9.31	1.44
ML-59	1251	28.0	6.44	1.44
ML-45	303	28.0	18.76	1.44

Lamps – By Figure



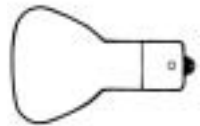
#11 G-6 Double Contact Bayonet

S.E.E.S. #	Lamp #	Volts	Watts	M.O.L.
ML-81	90	13.0	7.54	1.44
ML-135	68	13.5	7.96	1.44
ML-148	1224	32	5.12	1.44



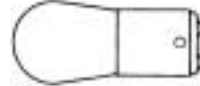
#15 S-6 Single Contact Bayonet

S.E.E.S. #	Lamp #	Volts	Watts	M.O.L.
ML-122	6S6/SCB	150.0	6.0	1.88
ML-122A	6S6/SCB	155.0	6.0	1.50



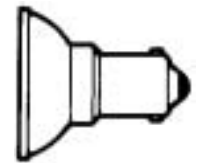
#12 R-12 Single Contact Bayonet

S.E.E.S. #	Lamp #	Volts	Watts	M.O.L.
ML-140	1383	13	19.5	2.63



#16 S-6 Double Contact Bayonet

S.E.E.S. #	Lamp #	Volts	Watts	M.O.L.
ML-26	6S6/DC/30	30	6	1.82
ML-102	6S6/DC/48	48	6	1.88
ML-66	6S6/DC/60	60	6	1.88
ML-60	6S6/DC/120	120	6	1.82
ML-78	6S6/DC/125	125	6	1.82
ML-19	6S6/DC/145	145	6	1.82
ML-42	10S6/10DC	230	10	1.82
ML-20	10S6/10DC	250	10	1.82
ML-34	10S6/230 Red	230	10	1.81
ML-35	10S6/230 Grn	230	10	1.81



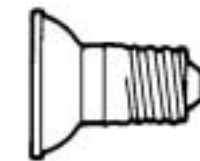
#13 Annunciator Bayonet Base

S.E.E.S. #	Lamp #	Volts	Watts	M.O.L.
ML-69	28RB	28	1.12	1.10
ML-27	60RB	60	3	1.10
ML-27A	120RB	120	3	1.12
ML-27-LED-W	Warm white LED to replace 60RB lamp			



#17 S-6 Candelabra Screw

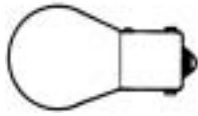
S.E.E.S. #	Lamp #	Volts	Watts	M.O.L.
ML-100	6S6/6	6	6	1.88
ML-137	6S6/12	12	6	1.88
ML-39	6S6/30	30	6	1.88
ML-119	6S6/48	48	6	1.88
ML-119A	6S6/60	60	6	1.88
ML-18	6S6/120	120	6	1.88
ML-85	6S6/130	130	6	1.88
ML-77	6S6/145	145	6	1.88
ML-17	6S6/155	155	6	1.88
ML-89	10S6/120	120	10	1.88
ML-46	10S6/10/230	230	10	1.88
ML-15	10S6/10/250	250	10	1.88
ML-131	25S6/120	120	25	2.625



#14 Annunciator Candelabra Base

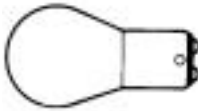
S.E.E.S. #	Lamp #	Volts	Watts	M.O.L.
ML-101	24RC	24.0	1.752	1.22
ML-114	28RC	28.0	1.12	1.22
ML-87	48RC	48.0	2.4	1.22
ML-80	60RC	60.0	.300	1.22
ML-25	120RC	120	3	1.10
ML-25N	120RC Neon	120	3	1.10

Lamps – By Figure



#18 S-8 Single Contact Bayonet

S.E.E.S. #	Lamp #	Volts	Watts	M.O.L.
ML-56	1651	5.0	3	2



#19 S-8 Double Contact Bayonet

S.E.E.S. #	Lamp #	Volts	Watts	M.O.L.
ML-82	1130	6.4	16.83	2.00
ML-21	1493	6.5	17.88	2.00
ML-94	88	6.8	12.98	2.00
ML-147	94	12.8	13.31	2.00
ML-125	1692	28.0	17.08	2.00
ML-73	308	28.0	18.76	2.00



#20 S-11 Candelabra Screw

S.E.E.S. #	Lamp #	Volts	Watts	M.O.L.
ML-105*	10S11N/115V	115-125	10	2.3125
ML-54C	25S11/2C	115-125	25	2.25
ML-54	25S11/2C/IF	115-125	25	2.25
ML-84	15S11	120	15	2.375

* Intermediate Base



#21 T-1 Bi-pin

S.E.E.S. #	Lamp #	Volts	Watts	M.O.L.
ML-126	LMM-2	2.75	—	.375




#22 T-1-3/4 Single Contact Midget

S.E.E.S. #	Lamp #	Volts	Watts	M.O.L.
ML-65	380	6.3	.252	.63
ML-29	349	6.3	1.26	.63
ML-49	381	6.3	1.26	.63
ML-58	344	10.0	.14	.63
ML-107	330	14.0	1.12	.63
ML-95	387	28.0	1.12	.63



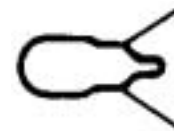
#23 T-1-3/4 Subminiature Wedge

S.E.E.S. #	Lamp #	Volts	Watts	M.O.L.
ML-143	73	14.0	1.12	.80
ML-108	85	28.0	1.12	.80
ML-108-LED-O	Orange LED to replace #85 lamp			
ML-108-LED-R	Red LED to replace #85 lamp			
ML-108-LED-W	Warm White LED to replace #85 lamp			
ML-108-LED-Y	Yellow LED to replace #85 lamp			



#24 T-1-3/4 Bi-pin

S.E.E.S. #	Lamp #	Volts	Watts	M.O.L.
ML-74	7327	28.0	1.12	.63



#25 T-1-3/4 Wire Terminal

S.E.E.S. #	Lamp #	Volts	Watts	M.O.L.
ML-104	85E	28.0	1.12	.80

Lamps – By Figure



#26 T-2 #5 Slide Base

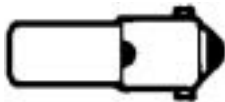
S.E.E.S. #	Lamp #	Volts	Watts	M.O.L.
ML-120	24CSB	24	.408	.92
ML-124	16ESB	16	.64	2
ML-36	24ESB	24	.96	.92
ML-118	48ESB	48	1.92	.92
ML-71	6PSB	6	.840	1.12
ML-32	12PSB	12	2.04	1.12
ML-5	24PSB	24	1.752	1.752
ML-4	28PSB	28	1.12	1.12
ML-3	48PSB	48	2.4	1.12
ML-2	60PSB	60	3	1.12
ML-1N	120PSBneon	120	2	1.12
ML-1C	155PSB	155	2	1.12
ML-1	120PSB	120	3	1.12
ML-1-LED-R	Red LED to replace #120PSB			
ML-1-LED-W	Warm White LED to replace #120PSB			
ML-1-LED-Y	Yellow LED to replace #120PSB			



#27 T-2 Mini Bayonet

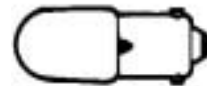
#27A T-2 Single Contact Midget Flanged

S.E.E.S. #	Lamp #	Fig. #	Volts	Watts	M.O.L.
ML-121N	T-2	27	120	.33	1.00
ML-149	T-2	27A	120	.25	.94



#28 T-2-1/2 Mini Bayonet

S.E.E.S. #	Lamp #	Volts	Watts	M.O.L.
ML-9	6MB	6	.840	1.19
ML-72	12MB	12	2.04	1.19
ML-83	24MB	24	1.68	1.19
ML-83A	28MB	28	1.12	1.19
ML-83B	48MB	48	2.4	1.19
ML-8	60MB	60	3	1.19
ML-7	90MB	90.0	2.7	1.19
ML-6	120MB	120	3	1.19
ML-6N	120MBneon	120	2	1.19
ML-6R	155MB	155	2	1.19
ML-121NR	X46EA	120	—	1.19




#29 T-3-1/4 Mini Bayonet

S.E.E.S. #	Lamp #	Volts	Watts	M.O.L.
ML-13	NE51(B1A)			1.19
ML-14	NE51(B2A)			1.19
ML-91	1850	5	.45	1.19
ML-109	238	6.3	.50	1.19
ML-28	47	6.3	.945	1.19
ML-86	1847	6.3	.945	1.19
ML-10	44	6.3	1.575	1.19
ML-132	1810	6.3	2.52	1.19
ML-99	1888	7	3.5	1.19
ML-97	1816	13	4.29	1.19
ML-43	1815	14	2.80	1.19
ML-12	1893	14	4.62	1.19
ML-133	1813	14.4	1.44	1.19
ML-115	1843	28	.616	1.19
ML-96	1819	28	1.12	1.19
ML-33	757	28	1.68	1.19
ML-47	1829	28	1.96	1.19
ML-50	1820	28	2.8	1.19
ML-68	313	28	4.76	1.19
ML-11	1864	28	4.76	1.19
ML-103	1822	36	3.6	1.19
ML-130	1828	37.5	1.875	1.19
ML-92	1835	55	2.75	1.19



#30 T-3-1/4 Wedge

S.E.E.S. #	Lamp #	Volts	Watts	M.O.L.
ML-24	259	6.3	1.575	1.06
ML-150	147	7	3.01	1.06
ML-93	161	14	2.66	1.06
ML-110	656	28	1.68	1.06
ML-57	657	28	2.24	1.06



#31 T-4 Candelabra Screw


S.E.E.S. #	Lamp #	Volts	Watts	M.O.L.
ML-53	T-4	120	6	1.375
ML-52	T-4	130	6	1.375

Lamps – By Figure



#32 T-4-1/2 Mini Screw

S.E.E.S. #	Lamp #	Volts	Watts	M.O.L.
ML-38	965	9.84	4.92	1.45



#39 T-8 Intermediate Screw

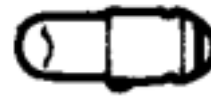
S.E.E.S. #	Lamp #	Volts	Watts	M.O.L.
ML-90A	25T8N	120	25	2.625



#33 T-4-1/2 Candelabra Screw

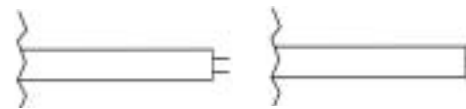
#34 T-4-1/2 Double Contact Bayonet

S.E.E.S. #	Lamp #	Volts	Watts	M.O.L.
ML-67	T-4-1/2, Fig. 33	130	4.5	1.375
ML-67A	T-4-1/2, Fig. 33	250	7	1.625
ML-44	T-4-1/2, Fig. 34	120	6	1.75
ML-41	T-4-1/2, Fig. 34	130	4	1.50
ML-40	T-4-1/2, Fig. 34	250	7	1.625
ML-40A	T-4-1/2, Fig. 34	250	7	1.75



#40 TL-1-3/4

S.E.E.S. #	Lamp #	Volts	Watts	M.O.L.
ML-98	253	2.5	.875	.69
ML-111	253X	2.5	.875	.69



#41 T-5 Midget Grooved Fluorescent

#42 Lumiline Disc

S.E.E.S. #	Lamp #	Volts	Watts	M.O.L.
ML-136	F6T5/CW, Fig. 41	6	.882	9.00
ML-55	L40-IF, Fig. 42	120	40	11.75



#35 T-5 Single Contact Bayonet Base

S.E.E.S. #	Lamp #	Volts	Watts	M.O.L.
ML-139	1434	4.0	13	1.75



#36 T-6 Candelabra Screw

S.E.E.S. #	Lamp #	Volts	Watts	M.O.L.
ML-142	15T6	130	15.6	3.06



#43 2 Screw Terminal

S.E.E.S. #	Lamp #	Volts	Watts	M.O.L.
ML-144	4546	4.7	2.5	4.50




#37 T-8 Candelabra Screw

#38 T-8 Double Contact Bayonet

S.E.E.S. #	Lamp #	Volts	Watts	M.O.L.
ML-90	25T8, Fig. 37	115-125	25	2.625
ML-112	T8, Fig. 38	10	5	3.00
ML-88	25T8, Fig. 38	115-125	25	2.625




#44 Neon Capsule



#45 Cartridge Lamps

S.E.E.S. #	Lamp #	Volts	Watts	M.O.L.
ML-51	5T-N1, Fig. 44	125	.33	1.375
ML-79	5T-N2, Fig. 44	250	.33	1.375
ML-145	63-029-1R, Fig. 45	28	1.12	.75
ML-146	63-029-2G, Fig. 45	28	1.12	.75

Lamp Holder Selection Guide



S.E.E.S. #	Description
DB-29	Lamp holder assembly for type T-1-3/4 subminiature wedge base lamp
WB-31	Lamp holder with two wire leads for miniature bayonet base lamps
WB-32	Lamp socket for miniature bayonet base lamps
APB-12	Lamp socket with leads for mini bayonet lamps
APB-14	Lamp socket for position indicator double contact bayonet base lamp
APB-15	Lamp socket for position indicator, T-2-1/2, miniature bayonet base lamp.
US-24	Lamp socket with two wire leads for miniature bayonet base lamps
DB-52A	Lamp holder assembly with resistor
DB-52B	Lamp holder as above but without resistor
DB-52C	Lamp holder assembly with resistor
DB-52D	Lamp holder as above but without resistor
DB-52E	Lamp holder for PSB lamps
MIS-198	Lamp socket for EPCO button assemblies
DB-52, OB-60	Lamp socket for T-1-3/4 subminiature wedge base lamps
MIS-147	Lamp Guard, metal clamp on guard for Car Top Inspection Station



MIS-147

■ Additional lamp sockets and lamp holder assemblies are available. We have listed the most popular ones currently in use in the elevator industry.

MISCELLANEOUS SUPPLIES

Pump Motors



HYSM-001 thru -010



HYDM-001 thru -020

Summersible Pump Motors

S.E.E.S. #	Description		
HYSM-001	Motor, Hydraulic Submersible Pump	20 H.P., 3900 RPM	200V, 80S
HYSM-002	Motor, Hydraulic Submersible Pump	20 H.P., 3900 RPM	230-460V, 80S
HYSM-003	Motor, Hydraulic Submersible Pump	25 H.P., 3900 RPM	200V, 80S
HYSM-004	Motor, Hydraulic Submersible Pump	25 H.P., 3900 RPM	230-460V, 80S
HYSM-005	Motor, Hydraulic Submersible Pump	30 H.P., 3900 RPM	200V, 80S
HYSM-006	Motor, Hydraulic Submersible Pump	30 H.P., 3900 RPM	230-460V, 80S
HYSM-007	Motor, Hydraulic Submersible Pump	40 H.P., 3900 RPM	200V, 80S
HYSM-008	Motor, Hydraulic Submersible Pump	40 H.P., 3900 RPM	230-460V, 80S
HYSM-009	Motor, Hydraulic Submersible Pump	50 H.P., 3900 RPM	200V, 80S
HYSM-010	Motor, Hydraulic Submersible Pump	50 H.P., 3900 RPM	230-460V, 80S

Dry Pump Motors

S.E.E.S. #	Description		
HYDM-001	Motor, Hydraulic Dry Pump	7.5 H.P., 1800 RPM	200V, 80S
HYDM-002	Motor, Hydraulic Dry Pump	10 H.P., 1800 RPM	200V, 80S
HYDM-003	Motor, Hydraulic Dry Pump	10 H.P., 1800 RPM	230-460V, 80S
HYDM-004	Motor, Hydraulic Dry Pump	15 H.P., 3600 RPM	230-460V, 80S
HYDM-005	Motor, Hydraulic Dry Pump	15 H.P., 1800 RPM	200V, 80S
HYDM-006	Motor, Hydraulic Dry Pump	15 H.P., 1800 RPM	230-460V, 80S
HYDM-007	Motor, Hydraulic Dry Pump	20 H.P., 3600 RPM	230-460V, 80S
HYDM-008	Motor, Hydraulic Dry Pump	20 H.P., 1800 RPM	200V, 80S
HYDM-009	Motor, Hydraulic Dry Pump	20 H.P., 1800 RPM	230-460V, 80S
HYDM-010	Motor, Hydraulic Dry Pump	25 H.P., 3600 RPM	230-460V, 80S
HYDM-011	Motor, Hydraulic Dry Pump	25 H.P., 1800 RPM	200V, 80S
HYDM-012	Motor, Hydraulic Dry Pump	25 H.P., 1800 RPM	230-460V, 80S
HYDM-013	Motor, Hydraulic Dry Pump	30 H.P., 3600 RPM	230-460V, 80S
HYDM-014	Motor, Hydraulic Dry Pump	30 H.P., 1800 RPM	230-460V, 80S
HYDM-015	Motor, Hydraulic Dry Pump	30 H.P., 1800 RPM	230-460V, 80S
HYDM-016	Motor, Hydraulic Dry Pump	40 H.P., 3600 RPM	230-460V, 80S
HYDM-017	Motor, Hydraulic Dry Pump	40 H.P., 1800 RPM	200V, 80S
HYDM-018	Motor, Hydraulic Dry Pump	40 H.P., 1800 RPM	230-460V, 80S
HYDM-019	Motor, Hydraulic Dry Pump	50 H.P., 1800 RPM	200-208V, 80S
HYDM-020	Motor, Hydraulic Dry Pump	50 H.P., 1800 RPM	230-460V, 80S

Motors



S.E.E.S. #	Reference #	Description
DDO-31	9746602	Motor , Door Operator, 1/6 HP, 1140 RPM, 230 VDC, permanent magnet
DDO-31E	9801704 141707	Motor , Door Operator, 1/6 HP, 1140 RPM, 115 VDC, permanent magnet, uses DCH-18
GDO-24	MOD Type	Motor , Door Operator, 1/6 HP, 1140 RPM, 230 VDC, MOD Type, Shunt wound
GDO-24B	MOM Type	Motor , Door Operator, 1/4 HP, 1150 RPM, 230 VDC, MOM Type, Shunt wound
GDO-24C	MTR-0009M	Motor , Door Operator, 1/6 HP, 1140 RPM, 230 VDC, permanent magnet
GDO-24D	MTR-0008N-PM	Motor , Door Operator, 1/6 HP, 1140 RPM, 230 VDC, MOD Type, permanent magnet
HDO-5	3-40144-36	Motor , Door Operator, T-1, 1/4 HP, 1140 RPM, 230 VDC, uses HCB-5 brush
HDO-5A	3-40196-50	Motor , Door Operator, T-H 1/2 HP, 1140 RPM, 230 VDC,
HS-3	3-26123-00	Motor , Selector, Vernier B1, .4 Amps, 72 RPM, 120 VAC
MDO-29	MA1555 MA1604	Motor , Door Operator, 1/6 HP, 1140 RPM, 230 VDC, type NC O-55, 6 wire lead, 5/8" shaft diameter
MDO-29A	49743	Motor , Door Operator, permanent magnet, 1/6 HP, 1140 RPM, 24 VDC, 3-1/4" diameter, 8-1/2" L, uses MCB-10 brush
MDO-29C	19144	Motor , Door Operator, 1/3 HP, 115 VDC, 3450 RPM, dampening,
ODO-75	6333AJ1 6333AL1	Motor , Door Operator, 1/2 HP, 115-230 VDC, 1750 RPM, 1/2" shaft, 1/8" key
ODO-75A	6333BX1	Motor , Door Operator, 32 oz/ft, 230 VAC, 900 RPM, 60 cycle
ODO-75B	6333AM1	Motor , Door Operator, 32 oz/ft, 230 VAC, 900RPM, 60 cycle, 3 phase
ODO-75C	6333CC2	Motor , Door Operator, Gear Assy., 69 RPM, 90 VDC, 190in./lb. torque
ODO-75D	6333CC1	Motor , Door Operator, 100-110 RPM, 90 VDC, 190in./lb. torque
OS-70	A6333E1	Motor Selector , 60 VDC
WDO-61	681A554H01 146A444H01	Motor , Door Operator, 1/6 HP, 2000 RPM, 125 VDC, 1.3 Amp, shunt wound
WDO-61F	151B420G01	Motor , Door Operator, 1/6 HP, 2000 RPM 125 VDC, 1.3 Amp, shunt wound, WDO-61 with pulley, 16 teeth
WDO-61G		Motor , Door Operator, 1/6 HP, 1150 RPM 170 VDC, 1.3 Amp, permanent magnet
WRP-46	569A803H01	Motor , Tach generator, 30VDC
WRP-46A	198C030H02	Motor , Tach generator 60VDC
WS-13	T4823G09	Motor , Selector, SN, 1/30 HP, 125V, 32F, 2765 RPM, uses WCB-68 brush
WS-13A	151B417H01	Motor , Selector, 1/15 HP, 125 VDC, 1950 RPM, uses WCB-66A brush



MISCELLANEOUS SUPPLIES

Hatch Equipment

Fans

S.E.E.S. #	Description
MIS-900	Exhaust Fan , single speed fan offers both economy and quality. Quiet and efficient high air flow make this fan the best choice. 10" OD.
MIS-901	Exhaust Fan , two speed fan. Fan motors are sealed, self lubricating and rubber mounted to housing for quiet dependable service. 10" OD
MIS-902	Adapter for exhaust fan. Allows installation of today's high performance fan models to replace older, larger diameter units. Adapter plate measures 15" sq. with 10" diameter mounting hole.
MIS-903	Grill for exhaust fan. White enamel 14" OD for MIS-900 or MIS-901 fans. Heavy duty welded steel.
MIS-904	Grill for exhaust fan. Chrome - #4 stainless steel 14" OD for MIS-900 or MIS-901 fans. Heavy duty welded steel delivers high performance with low air flow restriction.




Sump Pump

S.E.E.S. #	Description
MIS-905	Sump Pump , 115 VAC, 3 Gallon Tank, Oil return sump pump provides a clean and efficient method of saving and recycling hydraulic elevator oil. Sealed submersible pump and motor, compact corrosion proof tank with auto pump operation and oil return filter. Easy, low cost installation. Suitable for permanent or portable use.
MIS-906	Sump Pump , with flood control option. Same superior oil return sump pump, MIS-905, but with flood control option to prevent pumping when water is present in the pit.



Pit Products

S.E.E.S. #	Description
MIS-197	Ceiling Emergency Latch Switch . DPDT Switch allows for building security circuit to be notified, as well as separate circuit for car shut down or, as code requires. Requires manual latch reset from car top.
MIS-908	Pit Switch , Run/Stop control switch rated at æ HP 125/250VAC. Meets ANSI A17.1b Sec. 210.2E with OSHA Safety Lockout on switch guard. The best on the market!
MIS-909	Pit Switch , Labeled UL/CSA model for codes requirements.
MIS-910	Inspection Station , Single electrical box containing duplex outlets, lamp socket and on/off switch. UL/CSA .
MIS-911	Inspection Station - Pit Switch . Single electrical box containing duplex outlets, lamp socket, on/off switch, and built in Pit Switch.
MIS-912	Pit Access Ladder . Folding pit ladder features heavy gauge steel construction, wide steps, easy to install. Meets ANSI A.17 requirements.



Wire Rope Hardware

S.E.E.S. #	Description
MIS-WR-100	Rope Wedge Socket , with 24" Rod for rope diameter 1/2" and 5/8". Saves on costs and labor. Performance tested to exceed ANSI A 17.1 S 212 using high strength cable. Easy to install, simple adjustment procedure. Each complete assembly requires (1) wedge insert and (2) retainer clips – sold separately.
MIS-WR-101	Rope Wedge Socket , as above, but with 30" Rod for rope dia. 102" and 5/8".
MIS-WR-102	Wedge Insert , 1/2" for rope diameter 1/2".
MIS-WR-103	Wedge Insert , 5/8" for rope diameter 5/8".
MIS-WR-104	Retainer Clip , 1/4" and 5/8" for rope dia. 1/4" and 5/8". Two per assembly.
MIS-WR-105	Retainer Clip , 3/8" for rope diameter 3/8". Two per assembly.
MIS-WR-106	Wedge Guard for 3/8" cable
MIS-WR-107	Wedge Guard for 1/2" and 5/8" cable
MIS-WR-108	Seizing Bands , 5/8", Box of 50 for 5/8" wire rope
MIS-WR-109	Seizing Bands , 1/2", Box of 50 for 1/2" wire rope



Oils and Lubricants

S.E.E.S. #	Description
MIS-100A	Cable Lubricant , 1 gallon. Keeps cables running smoother and more efficiently
MIS-100B	Bearing Oil , 1 gallon. Lubricates sleeve type bearings on motor generators
MIS-100C	Detector Face Plate Cleanser , 1/2 quart. Non-residual anti-static cleanser
MIS-100D	Hydraulic Oil , 1 gallon. Specially formulated for all types hydro elevator pistons
MIS-100E	Worm Gear Oil , 1 gallon. Lubricates worm gears
MIS-100F	Way Oil , for Drive Chain, 1 gallon. Excellent grade to lubricate chain bushings and pins
MIS-100G	Grease , Multi-Purpose, 14 oz. General purpose lubricant
MIS-100H	Buffer Oil #6 , 1 gallon. Anti-wear hydraulic oil formulated for door checks and oil buffers.
MIS-100K	Stepper Lube Kit . Kit of assorted lubricants, specially formulated for maintaining stepping switch wear points. Prolongs life, improves performance.
MIS-100L	Rail Lube , 1 gallon. Parafin based lubricant designed for automatic rail lubricators
MIS-100M	Lubriplate , general purpose lock and linkage grease, 3/8 oz. tube



MIS-100A



MIS-100M

■ We stock a complete line of oils and lubricants developed exclusively for elevator and escalator equipment.

Rail Lubricator

Automatic Rail Lubricator will improve performance and reduce wear by providing constant lubrication to rails. Heavy metal design features rugged construction to ensure long lasting dependable service.

S.E.E.S. #	Description
MIS-101B	Rail Lubricator for 8 & 15 lb. Rails
MIS-101C	Oiler Wick , braided cotton, 1" x 7.5
MIS-100L	Rail Lube , for use with MIS-101B Rail Lubricator



MIS-101B

Rope Oilers

Automatic Rope Oiler keeps ropes lubricated to increase the lifetime of rope up to 400%, and prevent rope grooves from wearing in the sheave.

S.E.E.S. #	Description
MIS-100	Rope Oiler with 9" wick
MIS-102	Rope Oiler with 12" Wick
MIS-100A	Cable Lubricant , used with MIS-100 & MIS-102
MIS-103	Extension Bracket for rope oiler
MIS-103A	Replacement Wick for all size oilers
MIS-103B	Replacement Wick , 1/2" x 6-1/2" x 12"



MIS-100

Polycel 100

This remarkable urethane sealant foam expands when activated by moisture in the air. The unique chemical properties dry in less than one hour, eliminates chain, counterweight, and pipe rattle problems. Muffles noise and seals and fills gaps wherever needed.

S.E.E.S. #	Description
MIS-215	Polycel 100 , 12 oz. can, urethane sealant
MIS-CHEM-001	Stainless steel polish and cleaner , 15 oz. Aerosol



MIS-CHEM-001



MIS-215

MISCELLANEOUS SUPPLIES


Rectifiers



MIS-203



MIS-204



MIS-204A



MIS-204B



MIS-204C



MIS-204D



MIS-301T



MIS-300T



S.E.E.S.#	Description
MIS-203	Rectifier, Single phase, plug in silicon, tube type base (Payne K7822)
MIS-203A	Rectifier, 3 phase 8 pin octal plug
MIS-204	Rectifier, 8 amp, silicon bridge "candy bar" rectifier
MIS-204A	Rectifier, 3 Phase, PC Board replacement for MIS-204
MIS-204B	Rectifier, 600PIV, 35 amp
MIS-204C	Rectifier, Omniphasz 400V, 6 amp
MIS-204D	Rectifier, 3 Phase, 600V, 27.5 amp

Relay Test Equipment

S.E.E.S.#	Description
MIS-300T	Relay tester. Hall effect, non contact LED relay tester. Ideal for "ice cube" relays. Works with all voltages and currents.
MIS-301T	Universal Relay Tester. For IBM style relays.

Relays

4 Pole Plug-in "Ice Cube" Relays

S.E.E.S. #	OEM #	Description
PR-63	156-14-B200, KHU17D12-12	12VDC 4 PDT Dust Cover
PR-12B	156-24-P2LC	12VAC 4 PDT Dust Cover w/ Pushbutton & Light
PR-64	156-14-C100, KHU17D11-24	24VDC 4 PDT Dust Cover
PR-64A	156-14-D200, KHU17D12-48	48VDC 4 PDT Dust Cover
PR-64B	156-14-D2LC	48VDC 4 PDT Dust Cover w/ Pushbutton & Light
PR-65	156-14-C200, KHU17D12-24	24VDC 4 PDT Dust Cover
PR-25	156-14-F200, KHU17D12-110	110VDC 4 PDT Dust Cover w/ Pushbutton
PR-25A	156-14-F2LC	110VDC 4 PDT Dust Cover w/ Pushbutton & Light
PR-66	156-14-Q200, KHU17A12-24	24VAC 4 PDT Dust Cover
PR-66A	156-14-Q2LC	24VAC 4 PDT Dust Cover w/ Pushbutton & Light
PR-11	156-14-T200, KHU17A12-120	120VAC 4 PDT Dust Cover w/ Pushbutton
PR-11B	156-14-V100	240VAC 4 PDT Dust Cover w/ Pushbutton & Light
PR-12	156-14-T2LC	120VAC 4 PDT Dust Cover w/ Pushbutton & Light
PR-12A	KHAU17A12N-120	120VAC 4 PDT Dust Cover w/ Light

■ Use Sockets PR-86 - PR-89 shown on page 119.



PR-64B

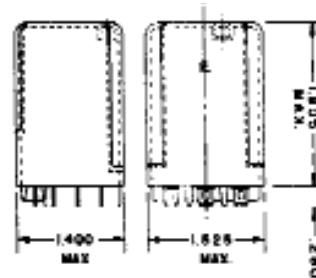


PR-26

Plug-in Relays with Dust Cover

S.E.E.S. #	O.E.M. #	Description
PR-67	157-22-B200, KUP-11D15-12	12VDC 2 PDT
PR-68	157-22-C200, KUP-11D15-24	24VDC 2 PDT
PR-70	157-22-T200, KUP-11A15-120	120VAC 2 PDT
PR-39	157-22-U200, KUP-11A15-240	240VAC 2 PDT
PR-71	157-23-C200, KUP-14D15-24	24VDC 3 PDT w/ Pushbutton & Light
PR-26	KUP-14D15	24VDC 3 PDT
PR-24	157-23-D200, KUP-14D15-48	48VDC 3 PDT
PR-24A	157-23-F2C0,	110VDC 3 PDT w/ Pushbutton
PR-22	157-23-D2LC	48VDC 3 PDT w/ Pushbutton & Light
PR-23	157-23-F200, KUP-14D15-110	110VDC 3 PDT
PR-24B	KUP14D35-110 V	110VDC 3 PDT w/ Light
PR-21	157-23-F2LC	110VDC 3 PDT w/ Pushbutton & Light
PR-53	157-23-P200, KUP-14A15-12	12VAC 3 PDT
PR-53A	157-23-N200, KUP-14A15-6	6VAC 3 DPT
PR-72	157-23-Q200, KUP-14A15-24	24VAC 3 PDT
PR-14	157-23-T200, KUP-14A15-120	120VAC 3 PDT
PR-15	157-23-T2LC	120VAC 3 PDT w/ Pushbutton & Light
PR-13	157-23-T2C0	120VAC 3 PDT w/ Pushbutton
PR-17	157-23-U200, KUP-14A15-240	240VAC 3 PDT
PR-17A	KUP14A35-240 V	240VAC 3 PDT w/ Light
PR-16	157-23-U2C0	240VAC 3 PDT w/ Pushbutton
PR-18	157-23-U2LC	240VAC 3 PDT w/ Pushbutton & Light

■ Use Sockets PR-92 thru PR-94 and PR-33 shown on page 119.



PR-26 Dimensions



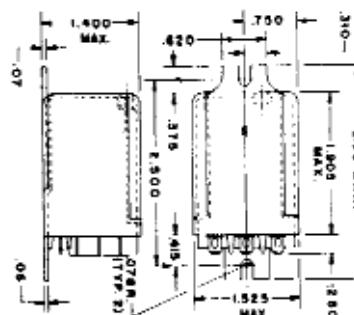
PR-21

■ Transparent Orange Lexan Dust Cover offers Environmental Protection

Plug-in Relay with Flanged Dust Cover

S.E.E.S. #	O.E.M. #	Description
PR-38	157-33-D200, KUP-14D55-12	48VDC 3 PDT
PR-73	157-33-T200, KUP-14A55-120	120VAC 3 PDT

■ Transparent Green Lexan Dust Cover with Mounting Flanges allows for surface mounting



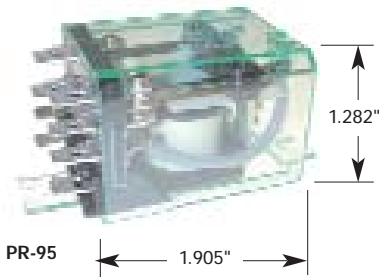
PR-38

MISCELLANEOUS SUPPLIES

Relays



PR-74



PR-95



PR-77



PR-106



PR-52



PR-36A



PR-36B

General Purpose Industrial Plug in Relays 10 Amp

S.E.E.S. #	O.E.M. #	Description
PR-74	158-12-B200	12VDC 2 PDT Dust Cover
PR-75	158-12-C200	24VDC 2 PDT Dust Cover
PR-76	158-12-T200	120VAC 2 PDT Dust Cover
PR-11A	158-12-TSCO	120VAC 2 PDT Dust Cover w/ Pushbutton

■ Use Sockets PR-86 thru PR-89 shown on page 119.

Transparent green polycarbonate dust cover offers environmental protection.

Plug-in 20 Amp Power Relay with Flanged Dust Cover

S.E.E.S. #	O.E.M. #	Description
PR-95	187-32-C200, 20607-82	24VDC 2 PDT Flanged Dust Cover
PR-96	187-32-T200, 20601-84	120VAC 2 PDT Flanged Dust Cover

Miniature DPDT "Dipper" Relay

S.E.E.S. #	O.E.M. #	Description
PR-77	190-22-B100, HAS112S-12V	12VDC DPDT 2 Amp .827"L x .436"L
PR-78	190-22-C100, T82P11D113-24D	24VDC DPDT 2 Amp
PR-79	190-22-E100	5VDC DPDT 2 Amp
PR-82	310-11-B200	12VDC SPDT

4PDT Plug in Relay

S.E.E.S. #	O.E.M. #	Description
PR-106	LY4N-USAC120	120VAC 10 Amp, 4PDT
PR-106S		Socket relay, surface mount

General Purpose 10 Amp "Guardian" Type Plug in Relays

S.E.E.S. #	O.E.M. #	Description
PR-36	IR-1220-3C, A410-361344-00	120VAC 3 PDT, alternate is PR-36B & PR-14
PR-37	A410-361362-00	240VAC 3 PDT, alternate is PR-36B & PR-17
PR-40	IR-640U-4C-120A	120VAC 4 PDT
PR-52	IR-1225-3C-110D	110VDC 3 PDT, alternate is PR-36B & PR-23
PR-52A	IR-1225-2C-110D	110VDC 3 PDT
PR-36A	1220-SOC-2	Base, Panel Mount, for 3P relays, PR-36, 37 & 52

S.E.E.S. # Description

PR-36B	Socket adaptor. This adaptor enables the use of KUP style 3 pole relays to replace the Guardian style. Plugs directly into the original Guardian relay socket. (Relay not included)
--------	--

Relays

"P & B" Relays

Fig.	S.E.E.S.#	OEM #	Description
1	PR-54	PM-17DY	110VDC 4 PDT
1	PR-55	PM-17AY	120VAC 4 PDT
1	PR-56	PM-17AY	240VAC 4 PDT
2	PR-41	KB-17AG	120VAC 4 PDT, Latching Relay
	PR-42		240VAC 4 PDT, Latching Relay



Fig.1



Fig.2



PR-32
614 Style



PR-89
655 Style



PR-19F
655 Style



PR-98

Adjustable
Delay-On
Operate
Timer

"Time Delay" Relays

S.E.E.S. #	O.E.M. #	Description
PR-83	613-12-T400	120VAC 1-120 sec. External Resistor used w/ socket PR-32
PR-18B	614-43-T100, CLB-51-70010	120VAC .1-10 sec. Knob Adjustment used w/ socket PR-32
PR-18A	614-43-T400, CLB-51-70120	120VAC 1.2-120 sec. Knob Adjustment used w/ socket PR-32
PR-19	614-43-T300, CLB-51-70060	120VAC .6-60 sec. Knob Adjustment used w/ socket PR-32
PR-19C	614-43-F200	110VDC .3 - 30 sec. Knob Adjustment used w/ socket PR-32
PR-19D	614-43-F400	110VDC 1.2 - 120 sec. Knob Adjustment used w/ socket PR-32
PR-19E	614-43-U400	240VAC 1.2 - 120 sec. Knob Adjustment used w/ socket PR-32
PR-19A	614-12-T400	120VAC 1.2 - 120 sec. External Resistor used w/ socket PR-32
PR-19F	655-12-F400	110VDC 3 - 300 sec. Solder 5 Amp used w/ socket PR-89.
PR-19G	655-12-F600	110VDC 3 - 300 sec. Solder 5 Amp. used w/ socket PR-89
PR-84	655-12-T100	120VAC 0.2-10 sec. Solder 5 Amp. used w/ socket PR-89
PR-85	655-12-T400	120VAC 1.2 - 120 sec. Solder 5 Amp. used w/ socket PR-89
PR-19B	655-13-T300	120VAC 0.6 - 60 sec. Solder 10 Amp.
PR-98	438-USA Universal Timer	24-240VAC/VDC 1 - 512 sec. Adjustable




PR-19E
614 Style Relay

IBM Relays

S.E.E.S. #	O.E.M. #	Description
PR-28-BC	9710322	Clip, bottom hold down clip for relay
PR-28-TC	9710310	Clip, top hold down clip for relay
PR-35	159941	Base for 4 Pole Relays
PR-35C	159942	Base for 6 PDT Relays
PR-35D	159943	Base for 12 PDT Relays
PR-35A		Contact Wires
PR-35B		Taper Pins for base wiring
PR-35L 6		Jumper, 6" insulated wire with taper pin
PR-35L10		Jumper, 10" insulated wire with taper pin
PR-35L18		Jumper, 18" insulated wire with taper pin
PR-35L24		Jumper, 24" insulated wire with taper pin
PR-35L30		Jumper, 30" insulated wire with taper pin
PR-33	186685	Relay, 45 VDC 4 PDT Latching Relay
PR-33S		Solid State Replacement for PR-33
PR-28	333242	Relay, 100-110V, 4 PDT
PR-28S		Solid State Replacement for PR-28
PR-31A	769011	Relay, 26VDC, 4 PDT
PR-31	769019	Relay, 45VDC, 6 PDT
PR-31S		Solid State Replacement for PR-31
PR-34	769488	Relay, 45VDC, 12 PDT
PR-34S		Solid State Replacement for PR-34
PR-30	769489	Relay, 48VDC, 4 PDT
PR-30A		Relay, 45VDC, 4 PDT, replaces PR-30
PR-30S		Solid State Replacement for PR-30
PR-35T		Tool, IBM contact removal and insertion tool

No. of Contacts	A	B
4 PDT	2"	5/8"
4 PDT (Long Yoke)	2"	5/8"
6 PDT	2"	13/16"
12 PDT	2"	1 7/8"
4 PDT Latch	2"	5/8"
6 PDT Latch	2"	13/16"

Relay Dimensions listed for Identification Assistance



IBM 4 Pole Relay Base



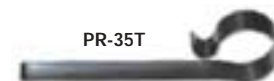
PR-28TC PR-28BC



PR-35L24



PR-31



PR-35T

Relays



PR-27



PR-80



DRP-11



DRP-16



DRP-5A



PR-7

Octal Base Power Relays

S.E.E.S. #	OEM#	Description
PR-27	KRP-11DG	110VDC DPDT, Octal base 8 pins
PR-57	155-92-B200	12VDC DPDT, Octal base 8 pins
PR-59	155-92-Q200	24VAC DPDT, Octal base 8 pins
PR-60	155-92-T200	120VAC DPDT, Octal base 8 pins
PR-61	155-93-C200	24VDC 3PDT, Octal base 11 pins
PR-62	155-93-T200	120VAC 3PDT, Octal base 11 pins
PR-107	3-370-0065	120VAC 3PDT, Octal base 12 pins, Latching Relay for ESCO
PR-107S		Socket octal 12 pin tube type

SPDT Power Relay

S.E.E.S. #	Description
PR-80	Power Relay, 120VAC, SPDT(Open)

DPST 30 Amp Power Relay

S.E.E.S. #	OEM#	Description
DRP-16	PR3280	6 VDC DPST w/ Magnetic Blow-Out
PR-1A	PRD7AY0-12VDC, W199X7	12VDC DPST N/O
DRP-11	W199X8	24VDC DPST N/O
DRP-7	76901, PR80033, 199BX17	48VDC DPST w/ Magnetic Blow-Out
DRP-8	76902, PRD7DYO	48VDC DPST N/O
DRP-12A	72014, PR3975, PRD7DHO	110VDC DPST w/ Magnetic Blow-Out
PR-101	PR3972, W199X9	110VDC DPST N/O
DRP-14A	71924, PR3723, PR3973, PRD7AHO-120	120VAC DPST w/ Magnetic Blow-Out
PR-7A	PR-2819, PRD7A0-120 V, W199AX-9	120VAC DPST N/O
PR-7B	PR-2820, PPD7AY0-240	240VAC DPST
PR-9A	PRD-7AY0	240VAC DPST
PR-10A	PRD7AHO	240VAC DPST, w/ Magnetic Blow-out

DPDT 30 Amp Power Relays

S.E.E.S. #	O.E.M. #	Description
PR-9	302.11U100, PRD11400, W199AX15	240VAC DPDT
PR-10	302-11U1M0	240VAC DPDT w/ Magnetic Blow-Out
PR-7	302-11T100, PRD11AY0	120VAC DPDT
PR-8	302-11T1M0, PRD11AHO, W199ABX14	120VAC DPDT w/ Magnetic Blow-Out
PR-3	30211F100, W199X14	110VDC DPDT
PR-4	30211F1M0, PRD11YDHO, W199BX14	110VDC DPDT w/ Magnetic Blow-Out
PR-6	30211Q100, PRD11AY0, W199AX13	24VAC DPDT
PR-5	30211P100	12VAC DPDT
PR-1	W199X12	12VDC DPDT
DRP-13	PRD11DHO-12	12VDC DPDT w/ Magnetic Blow-Out
PR-2	30211C100, W199X13	24VDC DPDT
DRP-5A	PRD11DHO	48VDC DPDT w/ Magnetic Blow-Out
DRP-2	PRD11YDO, 199X18	48VDC DPDT

Relays


Struthers-Dunn Reversing Contactor

S.E.E.S.#	OEM#	Description
PR-20	A275-KXX90	48VDC 4 PDT Reversing Contactor for U.S. Elevator Door Control
PR-20A	275-KXX91	115VAC 4 PDT Reversing Contactor
PR-20B	A275-KXX	240VAC 4 PDT Reversing Contactor




Socket for "Ice Cube" Plug-In Relays and Timers

S.E.E.S.#	OEM #	Description
PR-86	670-0002, S156-4SL10, S158-25L10	4 Pole, Solder Lug, .125 Short Terminal, .187 Solder Ground Lug
PR-87	670-0003, S156-4PC10, S158-2PC10	4 Pole, .200 Printed Circuit Terminal, .187 Solder Type Ground Lug
PR-88	670-0014, S156-4PC00, S1582PC00	4 Pole, .200 Printed Circuit Terminal, No Ground Lug
PR-89	670-0120	4 Pole, Surface Mount, screw terminal socket with a closed back construction. The front mounted 6-32 screw terminals will accept wires up to 14 AWG.



Sockets for Plug-In Relays and Timers

S.E.E.S. #	OEM #	Description
PR-90	670-0126	10 Amp, 11 Pin Octal, Screw Base
PR-91	670-0127	10 Amp, 8 Pin Octal, Screw Base
PR-107S		Socket octal 12 pin tube type
PR-92	670-0009	3 Pole, 300VAC, Solder Lug Terminal
PR-93	670-0012	3 Pole, 3/16" Quick Connect Terminal, PC Terminal
PR-32	670-0125	3 Pole, Screw Terminal Base, 15 Amp, The front mounted 6-32 screw terminals will accept wires up to 14 AWG.
PR-94	670-0013	3 Pole, PC Terminal with Mounting Ears, 15 Amp



MISCELLANEOUS SUPPLIES

Contactors and Thermal Overload Relays

Low cost, quality alternative for starter replacement!



LG Industrial Systems



LGS-1



LGS-4



LGS-7



LGS-11



LGS-15



LGS-16



LGRS-1



MIS-001

Starter Sets

S.E.E.S. # Description

LGS-11	Size 3, 120V,	63-85A
LGS-12	Size 3, 208V,	63-85A
LGS-13	Size 3, 240V,	63-85A
LGS-14	Size 3, 480V,	63-85A
LGS-15	Size 3+, voltages: 120VAC-240VAC,	100 Amps
LGS-16	Size 4, voltages: 120VAC-240VAC,	150 Amp

Reversing Starter Sets

S.E.E.S. # Description

LGRS-1	Reversing Starter 1+	240VAC
LGRS-2	Reversing Starter 2	120VAC
LGRS-3	Reversing Starter 2	240VAC
LGRS-4	Reversing Starter 2+	120VAC
LGRS-5	Reversing Starter 2+	240VAC
LGRS-6	Reversing Starter 3	240VAC
LGRS-7	Reversing Starter 3	120VAC
LGRS-8	Reversing Starter 3+	100-240VAC
LGRS-9	Reversing Starter 3++	110-240V Coil, 85-125A
LGRS-10	Reversing Starter 0	24VAC Coil, 16-22A
LGRS-11	Reversing Starter 4	110-220VAC, 150A
LGRS-1B	Mounting Plate for Reversing Starter. LGRS-1 thru LGRS-8	
LGRS-1C	Mounting Plate for Reversing Starter for LGRS-9 & 11	

S.E.E.S. # Description

MIS-001	6" 35mm Rail Kit
MIS-002	5" 35mm Rail Kit
MIS-003	4" 35mm Rail Kit
MIS-004	3" 35mm Rail Kit

Starter Sets

S.E.E.S. # Description

LGS-1	Size 1++, 208V	28-40A
LGS-2	Size 1++, 120V	28-40A
LGS-3	Size 1++, 240V	28-40A

S.E.E.S. # Description

LGS-4	Size 2, 120V	34-50A
LGS-5	Size 2, 208V	34-50A
LGS-6	Size 2, 240V	34-50A

S.E.E.S. # Description

LGS-7	Size 2+, 120V	54-75A
LGS-8	Size 2+, 208V	54-75A
LGS-9	Size 2+, 240V	54-75A
LGS-10	Size 2+, 480V	54-75A

Contactors and Thermal Overload Relays

Auxiliary Contact Blocks

SEES#	Description
LGAX-1	Auxiliary Contact Block, 1 pole, 1 N.O./ 1 N.C.
LGAX-2	Auxiliary Contact Block, 4 pole, 4 N.O.
LGAX-3	Auxiliary Contact Block, 4 pole, 2 N.O./ 2 N.C.
LGAX-4	Auxiliary Contact Block, 2 pole, 2 N.C.
LGAX-5	Auxiliary Contact Block, 2 pole, 2 N.O.
LGAX-6	Auxiliary Contact Block, 2 pole, 1 N.O./ 1 N.C.

Contactors

S.E.E.S. #	Description
LGC-1	Contactors, 10HP @ 230VAC, 40A
LGC-2	Contactors, 20HP @ 230VAC, 65A
LGC-3	Contactors, 30HP @ 230VAC, 85A
LGC-4	Contactors, 3HP, 120VAC coil, 18A
LGC-5	Contactors, 7.5HP, 120VAC coil, 32A
LGC-6	Contactors, 10HP, 120VAC coil, 40A
LGC-7	Contactors, 20HP, 120VAC coil, 65A
LGC-8	Contactors, 30HP, 120VAC coil, 85A
LGC-9	Contactors, 40HP, 110/120VAC coil, 125A

Coils

S.E.E.S. #	Description
LGC-C1	Coil, 120VAC for LGS-1,2,3
LGC-C2	Coil, 208VAC for LGS-1,2,3
LGC-C3	Coil, 220VAC for LGS-1,2,3
LGC-C4	Coil, 240VAC for LGS-1,2,3
LGC-C5	Coil, 440VAC for LGS-1,2,3
LGC-C6	Coil, 120VAC for LGS-4 thru LGS-14
LGC-C7	Coil, 208VAC for LGS-4 thru LGS-14
LGC-C8	Coil, 220VAC for LGS-4 thru LGS-14
LGC-C9	Coil, 240VAC for LGS-4 thru LGS-14
LGC-C10	Coil, 440VAC for LGS-4 thru LGS-14
LGC-C11	Coil, 480VAC for LGS-4 thru LGS-14
LGC-C12	Coil, 110VDC for ARP-62
LGC-C13	Coil, 110VDC for ARP-63
LGC-C14	Coil, 24VAC for LGRS-10

Mechanical Interlocks


S.E.E.S. #	Description
LGIL-1	Mechanical Interlock for LGRS-1 thru LGRS-8
LGIL-2	Mechanical Interlock for LGRS-9 & LGRS-11

Digital Motor Protection Relay

S.E.E.S. #	Description
LGM-1	Digital Motor Protection Relay, 5-60A



LG Industrial Systems



LGC-1 thru LGC-9

Overload Adaptors

S.E.E.S. #	Description
LGQA-1	Din Rail Overload Adaptor for LGOL-1
LGQA-2	Din Rail Overload Adaptor for LGOL-2,3,4

Starters with Mounting Kit

S.E.E.S. #	Description
LGS-1D	LGS-1 with Din Rail Kit, Size 1++
LGS-2D	LGS-2 with Din Rail Kit, Size 1++
LGS-3D	LGS-3 with Din Rail Kit, Size 1++
LGS-4D	LGS-4 with Din Rail Kit, Size 2
LGS-5D	LGS-5 with Din Rail Kit, Size 2
LGS-6D	LGS-6 with Din Rail Kit, Size 2
LGS-7D	LGS-7 with Din Rail Kit, Size 2+
LGS-8D	LGS-8 with Din Rail Kit, Size 2+
LGS-9D	LGS-9 with Din Rail Kit, Size 2+
LGS-10D	LGS-10 with Din Rail Kit, Size 2+
LGS-11D	LGS-11 with Din Rail Kit, Size 3
LGS-12D	LGS-12 with Din Rail Kit, Size 3
LGS-13D	LGS-13 with Din Rail Kit, Size 3
LGS-14D	LGS-14 with Din Rail Kit, Size 3

Motor Starters



MIS-NOR-001

Furnas, Nordic Type Solid State Hydro Motor Starters

QUIET OPERATION for applications that require NO NOISE
The solution for those problem jobs where starter noise is objectionable.

S.E.E.S. #	Description
MIS-NOR-001	Soft Start Starter 5-15 HP 22 AMP YD
MIS-NOR-002	Soft Start Starter 7.5-25 HP 35 AMP YD
MIS-NOR-003	Soft Start Starter 10-30 HP 42 AMP YD
MIS-NOR-004	Soft Start Starter 15-40 HP 55 AMP YD
MIS-NOR-005	Soft Start Starter 25-50 HP 68 AMP YD
MIS-NOR-006	Soft Start Starter 25-60 HP 80 AMP YD
MIS-NOR-007	Soft Start Starter 30-75 HP 105 AMP YD
MIS-NOR-008	Soft Start Starter 10-100 HP 130 AMP YD
MIS-NOR-009	Soft Start Starter 50-125 HP 157 AMP YD
MIS-NOR-010	Soft Start Starter 75-100 HP 252 AMP YD



MOT-27-001



MOT-27-002

Replacement Parts for Motion Control

Relays for Motion Control Systems

S.E.E.S. #	O.E.M. #	Description
MOT-27-001	7-01-0028	Relay 4P 120VAC
MOT-27-002	7-01-0035	Relay 3M 1B 120VAC Screw terminals
MOT-27-003	7-01-0055	Relay 24VDC
MOT-27-004	7-01-0004	Relay 4P 120VAC
MOT-27-005	7-05-0002	Relay DP 120V Flange mount



MOT-31-001

Resistors for Motion Control Systems

S.E.E.S. #	O.E.M. #	Description
MOT-31-001	1-03-0017	Resistor 10 OHM 200W Fixed
MOT-31-002	1-03-0018	Resistor 250 OHM 200W Adjustable
MOT-31-003	1-03-0021	Resistor 10 OHM 200W Adjustable

S.E.E.S. #	Description
MOT-33-0008	Diode, Zener 10 V, 1W



MOT-35-001
thru
MOT-350010

Reversing Starters for Motion Control Systems

S.E.E.S. #	O.E.M. #	Description
MOT-35-001	35-72-CL25	22 Amp, 460 V, 120V Coil
MOT-35-002	35-72-CL45	34 Amp, 460 V, 120V Coil
MOT-35-003	35-72-CL04	32 Amp, 460 V, 120V Coil
MOT-35-004	35-72-CL06	48 Amp, 460 V 120V Coil
MOT-35-005	35-72-CL07	62 Amp, 460 V 120V Coil
MOT-35-006	35-72-CL08	68 Amp, 460 V, 120V Coil
MOT-35-007	35-72-CL09	80 Amp, 460 V, 120V Coil
MOT-35-008	35-72-CL10	96 AMP, 460 V, 120V Coil
MOT-35-009	35-72-CK75	140 Amp, 460 V, 120V Coil
MOT-35-010	35-72-CK08	156 Amp, 460 V, 120V Coil

Replacement Contacts for Reversing Starters for Motion Control Systems

S.E.E.S. #	O.E.M. #	Description
MOT-35-011	35-74-BEL02	Interlock
MOT-35-012	35-75-BCLF01	N.C. Auxiliary contact
MOT-35-013	35-75-BCLF10	N.O. Auxiliary contact

Tach Wheel for Motion Control Systems

S.E.E.S. #	O.E.M. #	Description
MOT-WH-5	#5 Wheel	Tach Wheel for 1/2" shaft

Relays

Joslyn Clark

S.E.E.S.#	OEM#	Description
JC-9	DWRU220	Phase Monitor Assembly 190-270V
JC-9A		Phase Monitor Assembly 220-240V, Octal plug-in
JC-10	DWRU440	Phase Monitor Assembly 380-500V
JC-10A		Phase Monitor Assembly 440-480V, Octal plug-in

S.E.E.S.#	OEM#	Description
JC-1	T23V032-26	Starter , Size 2, 200-240V
JC-1A	T230V032-86	Starter , Size 2, 200-208V
JC-1B	T13V033-26	Starter , Size 3, 220-240V
JC-1C	T13V033-86	Starter , Size 3, 200-208V

S.E.E.S. #	OEM #	Description
JC-8	KHP-C53527	Auxiliary Contact Assembly 1 N.O. , 1 N.C.

S.E.E.S. #	OEM#	Description
JC-2	TB-159-1-69001	Coil for #2 Starter, 110 VAC
JC-2A	TB-159-10	Coil for #2 Starter, 208 VAC
JC-2B	TB-159-269002	Coil for #2 Starter, 220-240VAC
JC-2C	TB-162-7	Coil for #3 Starter, 110-120VAC
JC-2D	TB-162-14	Coil for #3 Starter, 200-208VAC
JC-2E	TB-162-8-69108	Coil for #3 Starter, 220-240VAC

S.E.E.S. #	OEM #	Description
JC-3A	K760, KTM311	Contact Kit , Size 00-0-1, 3 Pole
JC-3	K765, KTM321	Contact Kit , Size 2 Starter
JC-4	K770, KTM331	Contact Kit , Size 3 Starter

S.E.E.S. #	OEM #	Heater Descripton
JC-5	2454, 62454	27.2 - 31.9 Amps
JC-5A	2455, 62455	32.0 - 35.9 Amps
JC-5B	2456, 62456	36.0 - 38.9 Amps
JC-5C	2467, 62457	39.0 - 40.0 Amps
JC-5D	2459, 62459	38.4 - 41.5 Amps
JC-5E	2528, 62528	39.2 - 42.3 Amps
JC-5F	2529, 62529	42.4 - 46.4 Amps
JC-5G	2530, 62530	46.5 - 50.8 Amps

Reversing Contactors

S.E.E.S. #	OEM #	Description
JC-6	A77-350737A-1	Reversing Contactor , Joslyn Clark, 120VAC
JC-6A	KTB-175-1	Coil for Reversing Contactor, 120VAC
JC-7	A77-350737A-2	Reversing Contactor , Joslyn Clark, 208-240VAC
JC-7A	KTB-175-2	Coil for Reversing Contactor, 208-240VAC
PR-99	HC233U20	Reversing Contactor , Arrow Hart, 115VAC Size 2, 3PDT, 25 amp, 2 N.O. & 2 N.C. auxiliary contacts



JC-9



JC-1




JC-8



JC-5

JC-3A



JC-6

Relays



Aromat Starters

Long-life Aromat starters have arc suppression especially for jogging duty, momentary voltage drop endurance and overload and phase loss protection.

S.E.E.S. #	O.E.M. #	Description	Voltage	Amp.
ARO-S1	F35U	Starter Size 1++	208	45
ARO-S1A	F35U	Starter Size 1++	120	45
ARO-S2	F35U	Starter Size 1++	240	45
ARO-S2A	F50U	Starter Size 2	120	56
ARO-S3	F50U	Starter Size 2	208	56
ARO-S4	F50U	Starter Size 2	240	56
ARO-S5	F65U	Starter Size 2+	120	68
ARO-S6	F65U	Starter Size 2+	208	68
ARO-S7	F65U	Starter Size 2+	240	68
ARO-S8	F65U	Starter Size 2+	480	68
ARO-S8A	F80U	Starter Size 3	120	90
ARO-S9	F80U	Starter Size 3	208	90
ARO-S10	F80U	Starter Size 3	240	90
ARO-S11	F80U	Starter Size 3	480	90
ARO-S11A	F85U	Starter Size 3+	120	110
ARO-S12	F85U	Starter Size 3+	208	110
ARO-S13	F85U	Starter Size 3+	240	110
ARO-S13A	F160U	Starter Size 4	120	165
ARO-S14	F160U	Starter Size 4	208	165
ARO-S15	F160U	Starter Size 4	240	165

Reversing Starters

S.E.E.S. #	O.E.M. #	Description	Voltage	Amperes
ARRS-1	FRM35U	Reversing Starter Size 1+	240	45
ARRS-1A	FRM50U	Reversing Starter Size 2	120	56
ARRS-2	FRM50U	Reversing Starter Size 2	240	56
ARRS-2A	FRM65U	Reversing Starter Size 2+	120	68
ARRS-3	FRM65U	Reversing Starter Size 2+	240	68
ARRS-4	FRM80U	Reversing Starter Size 3	240	90
ARRS-4A	FRM80U	Reversing Starter Size 3	120	90
ARRS-5	FRM85U	Reversing Starter Size 3+	240	110
ARRS-5A	FRM85U	Reversing Starter Size 3+	120	110

Overload Relays

These relays offer phase loss protection and temperature compensation with an easy setting adjustment dial.

S.E.E.S. #	O.E.M. #	Description	Voltage
ARO-01	FT50U	Overload Relay Size 2	45
ARO-02	FT50U	Overload Relay Size 2	56
ARO-03	FT80U	Overload Relay Size 3	68
ARO-04	FT80U	Overload Relay Size 3	90
ARO-05	FT80U	Overload Relay Size 3	110
ARO-06	FT190U	Overload Relay Size 4+	95
ARO-07	FT190U	Overload Relay Size 4+	130

Coils

S.E.E.S. #	Coil Voltage For Relay	Type
ARO-C1	120VAC Size 1+, 2+	50
ARO-C2	208VAC Size 1+, 2	50
ARO-C3	240VAC Size 1+, 2	50
ARO-C4	480VAC Size 1+, 2	50
ARO-C5	120VAC Size 2+, 3, 3+	85
ARO-C6	208VAC Size 2+, 3, 3+	85
ARO-C7	240VAC Size 2+, 3, 3+	85
ARO-C8	480VAC Size 2+, 3, 3+	85
ARO-C9	120VAC Size 4, 4+	190
ARO-C10	208VAC Size 4, 4+	190
ARO-C11	240VAC Size 4, 4+	190
ARO-C12	480VAC Size 4, 4+	190

Contact Kits

S.E.E.S.#	Description	Type
CKARO-1	Contact Kit, 1+	35
CKARO-2	Contact Kit, 2	50
CKARO-3	Contact Kit, 2+	65
CKARO-4	Contact Kit, 3	80
CKARO-5	Contact Kit, 3+	85
CKARO-6	Contact Kit 4+	190

Relays



PR-102



PR-103



PR-103S



PR-102SS



PR-103SS



PR-104



PR-110

Aromat Relays

S.E.E.S. #	O.E.M. #	Description
PR-102	HG2-120VAC	Relay, DPDT 20 Amp
PR-102SS	HG2-SS	Socket, solder terminal for DP relay
PR-103	HG4-AC115	Relay, 4PDT 20 Amp, 115VAC
PR-103A	HG4-AC240	Relay, 4PDT 20 Amp, 240VAC
PR-103B	HG4-DC110	Relay, 4PDT 20 Amp, 110VDC
PR-103S	HG4-SF	Socket, surface mount for 4P relay
PR-103SS	HG4-SS	Socket, solder terminal for 4P relay
PR-104	HC4-H-AC115V	Relay, 4PDT, 5 Amp, 115VAC
PR-104A	HC4-H-AC240V	Relay, 4PDT, 5 Amp, 240VAC
PR-104B	HC4-H-DC110V	Relay, 4PDT, 5 Amp, 110VDC
ORP-45	VC15-2A2B-AC	Relay, 120VAC, 2 N.O. & 2 N.C.
ORP-45A	VC15-3A1B-AC	Relay, 120VAC, 3 N.O. & 1 N.C.
ORP-45B	VC15-4A-AC	Relay, 120VAC, 4 N.O.
PR-110	PDX-4C-30S-AC120V	Time Delay Relay
PR-111	SIDX-A4C3S-DC125V	Timer, .1-3 second (for Serge)
PR-112	SIDX-A4C3M-DC125V	Timer, .1-3 minute (for Serge)



ORP-45

Switches

Magnetic and Limit Switches

S.E.E.S. #	O.E.M. #	Description
MIS-181	MV-4	Magnetic Leveling Switch N.C.
MIS-181B	LS-1	Limit Switch with Roller
MIS-181C	MV-4D, 2569AD	Magnetic Leveling Switch Double unit, (replaces MV-4 switch)
MIS-184	BBM-7, BBMO	Magnetic Switch, N.O.
MIS-184A	PMR-1	Magnetic Switch, 1 N.O. , 1 N.C.
MIS-202A	852050003	Replacement Roller, 1-1/2" O.D. 5/16" thick, 1/4" I.D. for General Elevator Limit Switch GLS-1



MIS-181



MIS-184



MIS-202A





MIS-181B



MIS-184A

MISCELLANEOUS SUPPLIES

Resistors



25 Watt Adjustable Resistors

S.E.E.S. #	Resistance
RES-1	5 Ohms
RES-2	10 Ohms
RES-3	25 Ohms
RES-4	50 Ohms
RES-5	100 Ohms
RES-5A	150 Ohms
RES-6	250 Ohms
RES-7	500 Ohms

S.E.E.S. #	Resistance
RES-8	750 Ohms
RES-9	1000 Ohms
RES-9A	1250 Ohms
RES-10	1500 Ohms
RES-11	2000 Ohms
RES-12	3000 Ohms
RES-13	5000 Ohms

50 Watt Adjustable Resistors

S.E.E.S. #	Resistance
RES-14	1 Ohms
RES-15	5 Ohms
RES-16	10 Ohms
RES-17	25 Ohms
RES-18	50 Ohms
RES-19	75 Ohms
RES-20	100 Ohms
RES-21	200 Ohms
RES-22	250 Ohms
RES-23	400 Ohms

S.E.E.S. #	Resistance
RES-24	500 Ohms
RES-25	1000 Ohms
RES-26	1500 Ohms
RES-27	2000 Ohms
RES-28	2500 Ohms
RES-32A	8000 Ohms
RES-29	10 K Ohms
RES-30	30 K Ohms
RES-31	40 K Ohms
RES-32	50 K Ohms

100 Watt Adjustable Resistors


S.E.E.S. #	Resistance
RES-33	1 Ohm
RES-34	2 Ohms
RES-35	5 Ohms
RES-36	10 Ohms
RES-37	25 Ohms
RES-38	50 Ohms
RES-39	100 Ohms
RES-40	250 Ohms
RES-41	300 Ohms

S.E.E.S. #	Resistance
RES-42	500 Ohms
RES-43	750 Ohms
RES-44	1000 Ohms
RES-45	2500 Ohms
RES-46	5000 Ohms
RES-47	10 K Ohms
RES-48	20 K Ohms
RES-49	40 K Ohms

Resistors


200 Watt Adjustable Resistors

S.E.E.S. #	Resistance	S.E.E.S. #	Resistance
RES-50	1 Ohm	RES-57A	175 Ohms
RES-51	2 Ohms	RES-58	200 Ohms
RES-51B	4 Ohms	RES-59	250 Ohms
RES-52	5 Ohms	RES-59A	300 Ohms
RES-53	10 Ohms	RES-60	500 Ohms
RES-53A	15 Ohms	RES-61	1000 Ohms
RES-53B	20 Ohms	RES-61A	1500 Ohms
RES-54	25 Ohms	RES-61B	2 K Ohms
RES-55	50 Ohms	RES-62	2.5 K Ohms
RES-55A	75 Ohms	RES-63	5 K Ohms
RES-56	100 Ohms	RES-64	10 K Ohms
RES-57	150 Ohms	RES-65	50 K Ohms




20 Watt Fixed Resistors With Wire Leads

S.E.E.S. #	Resistance	S.E.E.S. #	Resistance
RES-66	10 Ohms	RES-73	1500 Ohms
RES-67	50 Ohms	RES-74	2000 Ohms
RES-68	100 Ohms	RES-75	2500 Ohms
RES-69	150 Ohms	RES-80	3500 Ohms
RES-70	250 Ohms	RES-75A	4000 Ohms
RES-70A	300 Ohms	RES-76	7500 Ohms
RES-71	500 Ohms	RES-77	10 K Ohms
RES-72	1000 Ohms		



25 Watt Fixed Resistors

S.E.E.S. #	Resistance
RES-83	750 Ohms
RES-78	1000 Ohms
RES-79	2000 Ohms
RES-81	5000 Ohms
RES-82	25,000 Ohms



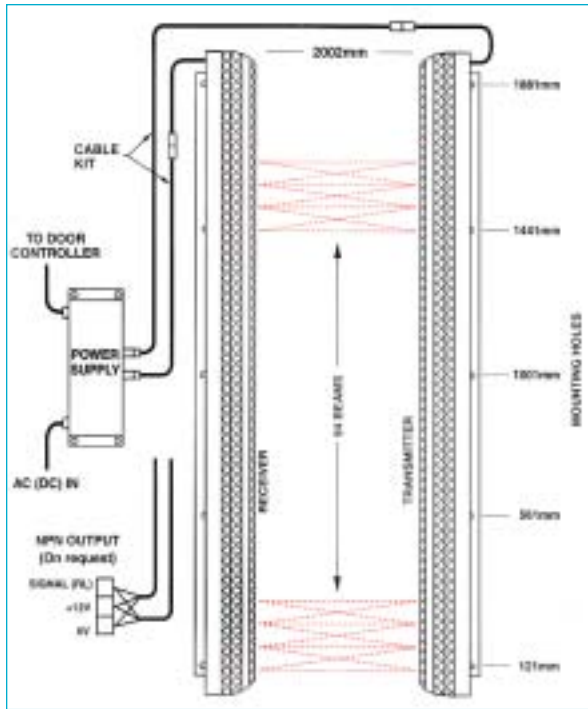
Mounting Brackets for Resistors

S.E.E.S. #	Description
RES-90	Bracket for 12-20 Watt Resistors
RES-91	Bracket for 25-50 Watt Resistors
RES-92	Bracket for 100 Watt Resistors
RES-93	Bracket for 200 Watt Resistors



MISCELLANEOUS SUPPLIES

Universal Safety Edge Replacement



MIS-SE-1

Advanced affordable Infrared Door Protection Devices from S.E.E.S.

Reliability, value and top service is what makes this Universal Safety Edge Replacement the proven industry leader.

BENEFITS AND FEATURES

- Worldwide use, actively operating in over 40 countries around the globe
- Easy to install. Failsafe electronics for maximum passenger protection
- Innovative infrared technology
- Reliability and quality
- Extensive safety testing
- 100% Surface mount electronics for unmatched reliability
- Simple, flexible three core cable eliminates cable failure
- Modular design permits the replacement of PC Boards on site
- Unaffected by sunlight exposure
- Easy, fast installation
- Suitable for center and side operating doors
- Adapts to all elevator manufacturers
- Reliable performance ensures lowered maintenance
- All beams active until door closure for greatest protection.

MIS-SE-2

- 64 Redundant IR LED's
- Dual voltage power supply 120/240 VAC
- Nudge/buzzer "ON" delay timer is adjustable from 5 to 45 sec. Buzzer can be easily disabled with selector switch.
- Totally immune to ANY ambient light, including strobes and fluorescent.
- Optional "Waterproof" models are available. Fully functional from -25° to $+158^{\circ}$ F (-4° C to 70° C).
- All models can be installed in either Center or Side parting doors.
- Automatic Dynamic Sensitivity Adjustment(DSA) compensates for severe misalignment, condensation and damaged or dirty lens; also provides on-the-fly dynamic adjustments of sensitivity as doors open or close.
- Energy management system improves reliability by automatically reducing power to LED's by 75% and to the power supply by 50% when elevator doors are closed

S.E.E.S. #	Description
MIS-SE-2	Universal Safety Edge
MIS-SE-2A	Power Supply Board
MIS-SE-2B	P.C. Board, with nudging
MIS-SE-2C	Power Supply, in non-metallic housing
MIS-SE-2D	Cable, replacement for Light Beam
MIS-SE-2E	Cable, replacement for Receiver Beam
MIS-SE-2N	Universal Safety Edge, with nudging
MIS-SE-3	Universal Safety Edge, waterproof
MIS-SE-3N	Universal Safety Edge, waterproof with nudging

Seals

Jack Packing

Designed for dependable service, easily installed. Highest quality materials provide uniform pressure for a complete seal with no pressure points or uneven wear. Smoother ride plus longer life equals superior sealing.

S.E.E.S. #	Ref. #	Seal Dimensions
PAC-1	3E006	3-1/2" x 4-1/2"
PAC-1A	6E021	3-7/8" x 4-7/8"
PAC-1B	3E023	3.96" x 4.96"
PAC-2	3E031	4" x 5"
PAC-3	3E007	4-3/8" x 5-3/8"
PAC-4	3E017	4-7/16" x 5-7/16"
PAC-5	3E029	4-1/2" x 5-1/2"
PAC-5A	6E022 Series 600-50	4-7/8" x 5-7/8"
PAC-6	3E004	5" x 6"
PAC-45	3E010 D Series 300-F	5-1/4" x 6-1/4"
PAC-6A	6E047 Series 600-50	5-3/8" x 6-3/8"
PAC-7	3E019 Series 300-F	5-7/16" x 6-7/16"
PAC-8	3E022 Series 300-F	5-1/2" x 6-1/2"
PAC-8A	6E1715FSS Super Slick	5-1/2" x 6-1/2"
PAC-9	3E003 Series 300	5-3/4" x 6-3/4"
PAC-10	3E020	6" x 7"
PAC-11	3E009	6-1/2" x 7-1/2"
PAC-12	3E008	7" x 8"
PAC-13	3E045 Series 300-F	7-1/2" x 8-1/2"
PAC-14	3E043, 6E030	8-1/2" x 9-1/2"
PAC-14A	2E029	9-3/8" x 10-3/4"
PAC-15	3E055	9-1/2" x 10-1/2"
PAC-44	1A084-10 Auto Pak	3-7/8" x 4-7/8 x 3/4"
PAC-48	1A084-01 Auto Pak	4-3/8" x 5-3/8 x 2-1/2"



PAC-1



Autopak®

PAC-44, PAC-48

■ *The proven solution for "problem jobs". The patented "V" packing design adjusts itself to seal out-of-round, scored or wavy pistons that are beyond the operating tolerance of ordinary packings and seals and Autopak® lasts up to 3X longer. Available in a complete range of sizes for most hydraulic equipment.*

Jack Packing for Dover

S.E.E.S. #	Ref. #	Description	Plunger Size
PAC-44	1A084-10 , 9832907	Autopak for IVO-3S (includes "O" ring)	3-7/8"
DPAC-20	3EA023-01	Packing , Rotary Lift (2 Seals, Lantern Ring)	4-3/8"
DPAC-20A	3EA024-04	Packing Set (2 Seals, Lantern Ring)	4-1/2"
DPAC-21	3EA023-02	Packing , Rotary Lift (2 Seals, Lantern Ring)	5-7/16"
DPAC-22	3EA023-03	Packing , Rotary Lift (2 Seals, Lantern Ring)	6-1/2"
DPAC-22A	3EA023-11, 9787239, 9870349	Packing , 3S, (Rota Seal & Wiper)	3-1/2"
DPAC-23	3EA023-12, 9787240, 9705272	Packing , 4S, (Rota Seal & Wiper)	4-3/8"
DPAC-23A	4E003, 9787240, 9708467	Packing , 4S (Rota Seal Only)	4-3/8"
DPAC-24	3EA023-13, 9787252, 9705442	Packing , 5S, (Rota Seal & Wiper)	5-7/16"
DPAC-24A	4E004, 9787252, 9708480	Packing , 5S, (Rota Seal Only)	5-7/16"
DPAC-25	3EA023-14, 9787264, 9705612	Packing , 6S, (Rota Seal & Wiper)	6-1/2"
DPAC-25A	4E005 , 9787264, 9708480	Packing , 6S, (Rota Seal Only)	6-1/2"



Jack Packing for ESCO

S.E.E.S. #	Ref. #	Description	Plunger Size
DPAC-20A	3EA024-04	Packing Set , (2 Seals, Lantern Ring)	4-1/2"

Seals



USPAC-26



WPAC-16




PAC-47



MIS-DR1



MIS-DR4



Jack Packing for U.S.

S.E.E.S. #	U.S. #	Description
USPAC-26	437-00010-000	Packing Set, 4-1/2" x 5 1/2"
USPAC-27	437-00011-000	Packing Set, 5" x 6" x 1-1/2" Split
USPAC-27A	437-00023-000	Packing Set, 5-1/2" x 6-1/2" Split, Autopak
USPAC-28	437-00012-000	Packing Set, 6" x 7" x 1/2" Soft Split, Autopak
USPAC-29	437-00025-000	Packing Set, 7" x 8" x 1-1/2"

Jack Packing for Westinghouse

S.E.E.S. #	Ref. #	Jack Size
WPAC-16	691B864H02, 196C145H05, 6E003	4-1/2"
WPAC-17	691B864H03, 7264C45H06, 6E006	5-1/2"
WPAC-18	691B864H04, 7264C45H07, 6E018	6"
WPAC-18A	196C145H08	6"
WPAC-19	691B864H05, 7264C45H08, 6E024	6-1/2"

S.E.E.S. #	Description
PAC-47	Round Rod Packing, 9/16" diameter Flexible rubber hollow cord, cut to your specified length

Drip Ring

- Simple and Cost Effective
- One-Man Installation In 15 Minutes
- Fits A Wide Range of Cylinder Sizes, 5.75" to 12"
- Oversized Drain Resists Clogging
- Made From Highly Durable, Oil Resistant Material

S.E.E.S. #	Diameter	Circumference
MIS-DR1	5-3/4" - 7"	18 - 22"
MIS-DR2	7" - 8-1/2"	22 - 26"
MIS-DR3	8-1/2" - 10"	26 - 31"
MIS-DR4	10" - 12"	31 - 37-1/2"
MIS-DR5	Dover IVO Valve, Dover Inverted	

Tools



PAC-43



MIS-165

S.E.E.S. #	Description
PAC-43	Packing Replacement Kit – Everything you'll need to efficiently replace the packing in any hydraulic elevator or traction machine. This specialty tool kit contains: <ol style="list-style-type: none"> (2) #2 flexible Packing Hooks for removal of hydraulic packing (2) #1 flexible Packing Hooks for removal of worm shaft packing (2) Wooden dowels for installation of packing (1) Diameter-reading tape for measuring the diameter of pistons or shafts (1) Air valve to install into bleeder valve hole to relieve pressure of hydraulic packing (2) Long handled screws to remove phenolic bearings or lantern rings
MIS-165	Measuring Tape , diameter-reading tape for measuring the diameter of pistons or shafts. One side measures in inches, the other inches of diameter by 64ths. (Also included in above tool kit)

Seals

Victaulic Seals

S.E.E.S. #	Description
MIS-173A	Victaulic Seal, 2", Grade T
MIS-173	Victaulic Seal, 2-1/2", Grade T
MIS-174	Victaulic Seal, 3", Grade T



MIS-173A



PAC-46

Worm Gear Seals

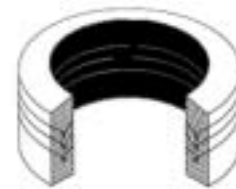
Designed for dependable service with ease of installation. Heat and oil resistant material provides positive sealing performance.

S.E.E.S. #	Ref. #	Armor Worm Gear Seals	Seal Dimensions
PAC-46	R0175, 9668, 12331-01	Seal, Oil Split for #2 & #2BB	1-3/4" x 2-3/4" x .828"
PAC-46A	12080-02, 1R012	Seal, Oil Split for #3 Machine	1-15/16" x 2-7/8" x 1.266"
PAC-46B	R0200-03625, 12081-01	Seal, Oil Split for #4 & #4BB	2-1/8" x 3-1/8" x .438"
PAC-46C	12332-01	Seal, Oil Split for #5 & #5BB	3" x 4" x .500"
PAC-46D	12611-01	Seal, Oil Split for #7 Machine	4" x 5" x .438"

S.E.E.S. #	Ref. #	Dover Worm Gear Seals	Seal Dimensions
DPAC-30A	1R043	Worm Gear Seal, Split, w/ Deflector	1.749"x1.650"x.500"
DPAC-31	1R002, 9825514 9752122, 26586	Worm Bearing Seals, Split w/ Deflector for GD105, GD 200 and 240	2.345"x3.220"x.500"
DPAC-31A	1R048	Worm Gear Seal, Split (Inner)	4.5"x5.5"x.625"
DPAC-21A	5E006	Spider Seal, (Split) GD45	5-1/8" x 7" x 1/2"
DPAC-25B	5E004, 9825526	Spider Seal, (Split) GD105	7-1/8" x 8-5/8" x 1/2"
DPAC-31B	5E005, 9824479	Spider Seal, (Split) GD-240	8 - 1/2" x 10-1/4" x 1/2"
DPAC-32	9779231, 77924	Worm Seal, Gland packing, GD-300	3" x 4" x .500"

S.E.E.S. #	Ref. #	Otis Worm Gear Seals	Seal Dimensions
PAC-38	182A4	Packing Worm Shaft	1 - 7/8" x 3-1/8" x 2-1/16"
PAC-38A	182A3	Packing Worm Shaft	1 - 9/16" x 2-9/16" x 1-11/16"
PAC-38B	182A5	Packing Worm Shaft	2 - 1/8" x 3-3/8" x 2-5/8"
PAC-38C	182A6	Packing Worm Shaft	2 - 1/4" x 3-1/2" x 2"
PAC-38D	182A14	Packing Worm Shaft	1 - 7/16" x 2-7/16" x 1"
PAC-38E	182A15	Packing Worm Shaft	1 - 9/16" x 2-9/16" x 1-1/4"
PAC-38F	182A17	Packing Worm Shaft	1 - 7/8" x 3-1/8" x 3-1/8"
PAC-38G	182A18	Packing Worm Shaft	1 - 7/8" x 3" x 2-5/8"
PAC-38H	182A19	Packing Worm Shaft	2 - 1/2" x 3-3/4" x 1-7/16"
OWPAC-32	33D26, 1R019-06	Worm Gear Seal, Split	3" x 4-1/2"
OWPAC-33	1R020-6	Worm Gear Seal, Split	2" x 3"

S.E.E.S. #	Westinghouse #	I.D.	O.D.	Thick	Application
WPAC-36C	X30ES1H12	2-9/16	3-3/4	3/8	#18 Gear
WPAC-36D	X30ES1H13	1-3/4	3-3/16	1/2	#18 Worm
WPAC-36B	X30ES1H15	3-11/16	4-3/4	1/2	#28 Gear
WPAC-39A	X30ES1H19	2-1/2	3-1/2	7/16	#28 Worm
WPAC-35B	X30ES1H16	4	5	1/2	#38 Pedestal Seal
WPAC-41A	X30ES1H18	4-1/2	5-1/2	1/2	#38 Gear
WPAC-40A	X30ES1H20	3-1/8	4-1/4	1/2	#38 Worm
WPAC-41B	X30ES1H9	3-1/4	4-1/4	11/16	#57, #61 (#58 old style)
WPAC-41C	X30ES1H14	3-1/4	4-1/2	5/8	#58 (new style)
WPAC-41D	X30ES1H17	5	6	1/2	#58 Gear
WPAC-41E	X30ES1H22	3-1/4	4-1/2	1/2	#58 Worm (new style)
WPAC-41	X30ES1H21	3-1/4	4-1/4	1/2	#57, #61 Worm
WPAC-36F	R7311H23	2-1/8	3-9/64	11/16	#25, #26, #27, #31 Worm
WPAC-36E	R7311H17	2-7/16	3-7/16	11/16	#35, #36, #37 Worm
WPAC-36G	R7311H13	3-15/16	2-5/8	11/16	#60 Worm
WPAC-36H	R7311H25	4	5	11/16	#81 Worm



Worm Shaft Packing for Otis



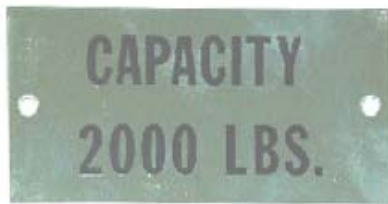
Split Seal



Klozure Seal

MISCELLANEOUS SUPPLIES

Signs



*Need a sign that's not shown?
Just ask!
We will custom make any sign or
plate to your requirements.*



MIS-BR1.25-1



MIS-BR4-2



MIS-BR4B-6



MIS-166E-B Braille Fire Sign

Capacity Plates 2" x 4" Stainless Steel

S.E.E.S. #	Description
MIS-166D-1000	Capacity Plate "1000 lbs."
MIS-166D-1200	Capacity Plate "1200 lbs."
MIS-166D-1500	Capacity Plate "1500 lbs."
MIS-166D-1800	Capacity Plate "1800 lbs."
MIS-166D-2000	Capacity Plate "2000 lbs."
MIS-166D-2500	Capacity Plate "2500 lbs."
MIS-166D-3000	Capacity Plate "3000 lbs."
MIS-166D-3500	Capacity Plate "3500 lbs."
MIS-166D-4000	Capacity Plate "4000 lbs."
MIS-166D-4500	Capacity Plate "4500 lbs."
MIS-166D-5000	Capacity Plate "5000 lbs."
MIS-166D-5500	Capacity Plate "5500 lbs."
MIS-166D-10000	Capacity Plate "10000 lbs."
MIS-166D-Blank	Capacity Plate Blank

Braille Plates

S.E.E.S. #	Description
MIS-BR1.25-	Braille Plate , Stainless character on black background 1.25" x 1.25" with .125" radius corners, adhesive. Parts also available with mirrored stainless, satin or mirror bronze characters and the "reverse" - black characters on stainless or bronze background satin or mirror finish background specify marking i.e. MIS-BR1.25-1
MIS-BR4-	Braille Plate , Injection molded black and white 4" x 4" elevator entrance jamb plate specify marking i.e. MIS-BR4-2
MIS-BR4B-	Braille Plate , Stainless character on black background 4" x 4" elevator entrance jamb plate, adhesive, specify marking i.e. MIS-BR4B-6
MIS-166E-B	Sign , "In case of fire do not use elevators in Braille..." 5-1/2" x 1-1/2" Die Cast Aluminum

Signs



MIS-166E



MIS-166F



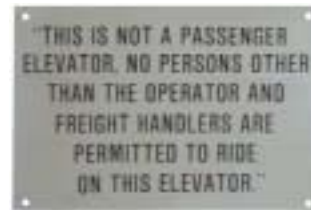
MIS-166G



MIS-166G-1

Instructional Signage

S.E.E.S. #	Description
MIS-166	Sign, "In case of fire do not use elevators use stairways" 7" x 10" Plastic
MIS-166A	Sign, "In case of fire do not use elevators..." Spanish/English 5-1/2" x 8-1/2" Stainless Steel
MIS-166C	Sign, "NO SMOKING..." 5-1/2" x 8-1/2" Stainless Steel
MIS-166E	Sign, "In case of fire do not use elevators..." 5-1/2" x 8-1/2" Stainless Steel
MIS-166F	Sign, "Danger Electrical Machinery..." 7" x 10" Poly-vinyl, self adhesive
MIS-166G	Sign, Escalator Warning "CAUTION, Hold Handrail, Attend Children..." 4" x 7-1/2" Poly-vinyl, self adhesive
MIS-166G-1	Sign, Escalator Warning "CAUTION, No Strollers Permitted..." 4" x 7-1/2" Poly-vinyl, self adhesive
MIS-166H	Sign, Freight "This is not a passenger elevator..." 5-1/2" x 8-1/2" Stainless Steel
MIS-166K	Sign, "In case of fire elevators are out of service, USE EXIT" 5-1/2" x 8-1/2" Stainless Steel
MIS-166L	Sign, Firemens Instructions for Elevator Car Station, OFF/HOLD/ON 5-1/2" x 8-1/2" Stainless Steel
MIS-166M	Sign, Firemens Instructions for Main Station 5-1/2" x 8-1/2" Stainless Steel
MIS-166N	Sign, Firemens Instructions for Elevator Car Station, OFF/ON 5-1/2" x 8-1/2" Stainless Steel



MIS-166H



MIS-166K



MIS-166M

MISCELLANEOUS SUPPLIES

Signs



MIS-166P



MIS-166R



MIS-166S



MIS-166T



MIS-166U

Instructional Signage

S.E.E.S. #	Description
MIS-166P*	Test Tag, Date Record of hydro tests to be displayed as required 4" x 3-1/2" Aluminum, Self adhesive*
MIS-166Q	Sign, "Caution This Device Powered....." 5" x 7" Plastic
MIS-166R*	Test Tag, Traction (1 Year) 3-1/2" x 4" Aluminum self adhesive
MIS-166S*	Test Tag, Traction (5 Year) 3-1/2" x 4" Aluminum self adhesive
MIS-166T*	Test Tag, Escalator (1 Year) 3-1/2" x 4" Aluminum self adhesive
MIS-166U	Sign, Firefighter's Operation Instructions ANSI II 1998..." 6" x 10" Aluminum self adhesive


* Test tags also available in rivet mount.

Tools

3M Products

S.E.E.S. # Description

- 3M-1** Terminal Crimping Tool, wire stripper and wire or bolt cutter. Made of .125 inch heat-treated carbon steel with cushioned vinyl handles. For insulated and non-insulated wire 22-10.
- 3M-2** Terminal Crimping Tool, (as above) for wire 26-6



Terminals

S.E.E.S. # Description

- 3M-3** Wire Range: 22-18 Stud #6
- 3M-4** Wire Range: 22-18 Stud #8
- 3M-5** Wire Range: 22-18 Stud #10
- 3M-6** Wire Range: 16-14 Stud #6
- 3M-7** Wire Range: 16-14 Stud #8
- 3M-8** Wire Range: 16-14 Stud #10
- 3M-9** Wire Range: 26-24 Stud #4
- 3M-10** Wire Range: 26-24 Stud #6
- 3M-11** Wire Range: 22-18 Stud #8
- 3M-12** Wire Range: 22-18 Stud #10
- 3M-13** Wire Range: 16-14 Stud #6

S.E.E.S. # Description

- 3M-14** Wire Range: 16-14 Stud #10
- 3M-15** Female Quick Slide 22-18
- 3M-16** Female Quick Slide 16-14
- 3M-17** Female Quick Slide 26-20
- 3M-18** Female Quick Slide 26-20
- 3M-19** Female Quick Slide 22-18
- 3M-20** Female Quick Slide 16-14
- 3M-21** Female Quick Slide 22-18
- 3M-22** Male Quick Slide 16-14
- 3M-23** Male Quick Slide 16-14



Connectors

S.E.E.S. # Description

- 3M-24** Wire Range: 22-18
- 3M-25** Wire Range: 16-14
- 3M-26** Female-Self Strip 22-18
- 3M-27** Female Self-Strip 18-14
- 3M-28** Female Self-Strip
- 3M-29** Pigtail- Self Strip Red
- 3M-30** Self-Stripping Red, 22-16
- 3M-31** Self-Stripping Blue, 14-18
- 3M-32** Yellow, Spring Connect, 12-22

S.E.E.S. # Description


- 3M-33** Red, Spring Connect, 8-16
- 3M-34** Yellow, Spring Connect, 10-22
- 3M-35** Red, Spring Connect, 10-18
- 3M-36** Grey, Spring Connect, 8-14
- 3M-37** Blue, Spring Connect, 6-12
- 3M-48** Female Faston Connector .187
- 3M-49** Butt Splice Connector
- 3M-50** Butt Splice Connector 14-22
- 3M-51** Female Faston Connector .187



Electrical Tape

S.E.E.S. # Description

- 3M-46** Super 33+ Scotch Brand Premium 7-mil flame retardant, weather resistant tape. Resists temperature and moisture for splicing. Canned Rolls 3/4" x 66 ft
- 3M-47** Economy-grade, 7-mil vinyl plastic electrical tape. UL listed. Standard Rolls 3/4" x 66 ft



Marking Tape

S.E.E.S. # Description

- 3M-43** Scotchcode Wire Marker Tape Dispenser filled w/ numeral series 0-9
- 3M-43A** Tape Dispenser Refill, numeral series 0-9, 10 rolls per box
- 3M-44** Scotchcode Wire Marker Tape Dispenser filled with colors
- 3M-44A** Tape Refill, assorted colors for dispenser 3M-44
- 3M-45** Wire Marker Book, 45 ea 0-9; 15 ea L1, L2, L3, T1, T2, T3, (0-9). 50 / Box

3M-43, 3M-44

Cable Ties

S.E.E.S. # Description

- 3M-38** 3-3/4" flexible nylon 100/bag
- 3M-39** 5-7/8" flexible nylon 100/bag
- 3M-40** 7-15/16" flexible nylon 100/bag
- 3M-41** 12-1/16" flexible nylon 100/bag
- 3M-42** 8-5/16" flexible nylon 100/bag

3M-38 thru 3M-42

Tools



MIS-135



MIS-186A



MIS-185



MIS-116

Commutator Treating Kit and Stone

This versatile tool is a must. Each kit contains an assortment of specialized stones and a flexible handle. Completely non-conductive for safe use.

S.E.E.S. # Description

- MIS-135** **Commutator Treating Kit** and brush seater contains a holder, and two each coarse, medium, finish, and extra finish stones, and four brush seater and seating stones.
- MIS-136** **Handles** with two seating stones.
Replacement Stones, pack of 6.
- MIS-137** Grade: Coarse, Red
- MIS-138** Grade: Medium, Yellow
- MIS-139** Grade: Finish, Green
- MIS-140** Grade: Extra Finish, Black
- MIS-141** Grade: FH Seater, White
- MIS-186A** **Brush Seater and Commutator Cleaning Stones.** This popular Medium-Soft Grade stone, 1" x 1" x 4-3/4" long, is perfect for general purpose use. Additional sizes and grades also available
- MIS-186F** **Commutator Eraser,** 1" x 1" x 5" Rubrite flexible abrasive cleaning tool for commutator conditioning. Required for proper maintenance of generators and DC motors.

Plastone Flexible Files

These files are probably the handiest tool you can carry. Made of hard abrasive material, pressed into a flexible core, these special files are non-conductive, water and oil proof. Bend and twist these tools any way you like to reach curved surfaces and other hard to reach areas. Make sure you have plenty. (12 per pkg.)

S.E.E.S. # Description

S.E.E.S. #	Description	Grade
MIS-185	Plastones 1/2" W x 4 - 3/4" L x .020" Thick	Grade: Fine
MIS-185A	Plastones 1/4" W x 4 - 1/2" L x .040" Thick	Grade: Fine
MIS-186	Plastones 3/8" W x 4 - 3/4" L x .040" Thick	Grade: Coarse
MIS-186B	Plastones 1/2" W x 4 - 3/4" L x .040" Thick	Grade: Coarse
MIS-186C	Plastones 7/8" W x 4 - 3/4" L x .040" Thick	Grade: Coarse
MIS-186D	Plastones 1/2" W x 4 - 3/4" L x .070" Thick	Grade: Fine
MIS-186E	Plastones 1/2" W x 4 - 3/4" L x .040" Thick	Grade: Medium

Adjuster's Tool Kit

Specially designed tools, held in a strong vinyl case with pockets, is a must for the technician or adjuster. The perfect assortment to quickly and efficiently check, adjust and trouble-shoot all types of relays.

S.E.E.S. # Description

- MIS-116** **Relay Service Tool Kit,** Vinyl case contains: Thickness gauges, a spring tension gauge, contact burnishers, spring and armature adjusters, flat nose pliers, phillips screw driver, offset screwdrivers, inspection mirror, wrenches and a screw holding screwdriver.

Tools



MIS-108



MIS-111



MIS-112



MIS-109




MIS-050



MIS-050A



MIS-114



MIS-115



MIS-051

S.E.E.S. #	Description
MIS-108	Cable Jacket Remover Precision shears ease the removal of plastic, metal and rubber jacket from all round cables. Smooth positive cutting action.
MIS-109	Inspection Mirror , 1-1/8" diameter magnifying mirror has a 1/4" diameter handle that is set on a 45 degree angle.
MIS-111	Contact Burnishing Tools 3" x 3/16" x .007" thick. Leaves no residue, insulated plastic handle, 5 per pkg.
MIS-112	Contact Burnishers - Heavy Duty 3-1/4" x 3/16" x .010" thick. Leaves no residue, insulated plastic handle, 5/Pkg.
MIS-050	Flex Rail File 14" Flat Flex Rail File, 8 teeth per inch
MIS-050A	File Holder for MIS-050
MIS-113	Spring Adjuster with Offset .018 "
MIS-114	Spring Adjuster with Offset .032 "
MIS-115	Adjuster Tool , .40" and .028" slots
MIS-051	Gauge for measuring the wear and tear on Wire Rope and Sheaves

Screwdrivers and Fasteners

S.E.E.S. #	Description
MIS-126A	Security Screwdriver , Magnetic Holder, Storage Handle holds Spanner Bits #6, #8, #10 and Phillips Bit.
MIS-126B	#6 Spanner Bit
MIS-126C	#8 Spanner Bit
MIS-126D	#10 Spanner Bit
MIS-126E	Phillips Bit
MIS-126F	Torx Bit , star point
MIS-128	Tamper Proof Screw , 10/32 x 1", Nickel plated
MIS-131	Tamper Proof Screw , 8/32 x 1", Nickel plated
MIS-133	Tamper Proof Screw , 6/32 x 1", Nickel plated
MIS-128A	Tinnerman Clip for 10-32 thread
MIS-131A	Tinnerman Clip for 8-32 thread
MIS-133A	Tinnerman Clip for 6-32 thread
MIS-134	Tinnerman Clip for 1/4 x 20 thread
MIS-159	Security Seal , lead seal with 8" monel wire to secure governor speed settings as required by inspectors for code compliance.
OB-100	Tool , manual driver for security fasteners used on Otis LRV car panels



MIS-126A



MIS-126F




MIS-128, MIS-131, MIS-133



OB-100



MIS-159



Tools



MIS-216



MIS-216A



MIS-216B



MIS-165



MIS-175



FM-100



MIS-211



MIS-158



MIS-300T



MIS-301T



MIS-222



MIS-223

Tachometer

The latest in micro-computer technology assures complete accuracy in measuring rotational, linear, and surface speeds. This battery operated device offers a wide speed range, large memory capacity, multi-mode speed selection, low voltage indicator, and an easy reading digital display window. Accessories included.

S.E.E.S. #	Description
MIS-216	Digital Handheld Tachometer DT-105
MIS-216A	Wheel Assembly replacement for MIS-216A
MIS-216B	Tach Wheel 12" Circumference

Steel Tape

S.E.E.S. #	Description
MIS-165	Steel Measuring Tape for measuring the diameter of pistons or shafts. One side of this handy tape is an inch measurement and the other side inches of diameter by 64ths. used to measure the circumference of pistons.

Lamp and Fuse Removers

S.E.E.S. #	Description
MIS-175	Bulb Remover. A useful aid in removing all types of lamps from hard to reach lamp sockets.
FM-100	Fuse Puller Specialty Tool for easy fuse removal and replacement

Door Pressure Gauge

S.E.E.S. #	Description
MIS-211	Door Pressure Gauge

S.E.E.S. #	Description
MIS-158	Door sill cleaning brush, heavy duty wire brush with wooden handle perfect tool for many jobs

S.E.E.S. #	Description
MIS-300T	Relay tester. Hall effect, non contact LED relay tester. Ideal for "ice cube" relays. Works with all voltages and currents.
MIS-301T	Universal Relay Tester. For IBM style relays.

S.E.E.S. #	Description
MIS-222	Pit pad, white ultra-absorbent pad measures 17" x 19" x 3/8" thick, for use in elevator pits.
MIS-223	Yellow stick, insulated wire puller "the handiest tool in your toolbox"

Tools

Amprobe Instruments and Accessories

Junior Test Master Kit – Small, lightweight testers have the accuracy of larger instruments. Supplied with clip-type leads, removable probe tips and a carrying case.

S.E.E.S. #	Description
AMP-1	Model Y500 60CY JR
AMP-2	Model YT0525100 60CY JR

Rotary Scale Clamp-On Instrument – Measures AC Amps, AC Volts, and Ohms, features include: Pointer lock to freeze window readings and accuracy in a horizontal or vertical position, all-weather test leads, an ohmmeter battery adaptor and carrying case.

S.E.E.S. #	Description
AMP-3	Model RS1 60CY
AMP-4	Model RS3 60CY
AMP-5	Model RS3A 60CY
AMP-6	Model RS7A 60 CY

Digital AC Clamp-On Instruments – Used to measure AC Amps, AC Volts, and Ohms. Features include: Auto-ranging which eliminates manual switching, withstands memory overloads up to 50% and overrange and low-battery indications, test leads, alligator clip adaptor, and carrying case.

S.E.E.S. #	Description
AMP-7	Model ACD 2

Volt Probe Voltage Tester – Weighing only six ounces, this tester has a frequency range of 25 to 800 HZ, test buttons distinguish readings, a lead cord extends to 50".

S.E.E.S. #	Description
AMP-8	Model VT100
AMP-9	Model VT124

Industrial Multimeter – High energy protection multimeters. Features include: Over-range and low battery indication, auto zero, and reversed polarity indication. Supplied with test leads.

S.E.E.S. #	Description
AMP-10	Model AM2A Industrial Multimeter
AMP-11	Model AM3B Industrial Multimeter
AMP-12	Model AM5 Drop-Proof, rugged Industrial Multimeter
AMP-13	Model AM6 Industrial Multimeter
AMP-13B	Model AM12 Digital Multimeter
AMP-14	Model AM2DP Drop-Proof, rugged Industrial Multimeter
AMP-11A	MM4 Carrying Case for AMP-11
AMP-12A	Carrying Case for AMP-12
AMP-13A	MM6 Carrying Case for AMP-13
AMP-13C	Carrying Case for AMP-13B
AMP-13D	Replacement Leads for Meter AM-12
AMP-14A	MM Carrying Case for AMP-14

Power Factor Meters – Designed to measure leading or lagging power in single phase and three phase systems. Features: wide voltage range and overrange indication.

S.E.E.S. #	Description
AMP-14B	Model AC/DC 1000



AMP-1



AMP-3



AMP-10



AMP-13B

Tools



Multimeter Selection Guide

SEES #	MIS-MTR-005	MIS-MTR-001	MIS-MTR-002	MIS-MTR-003	MIS-MTR-004	MIS-MTR-006
Model	MN-26	EX-410	EX-430	EX-470	MP-530	MM-570
Key Features	Compact Size	Best value with DMM functions and features at a low cost		Infa Red Thermometer with laser	Autoranging and RS-232 PC Interface	"Highest Precision and resolution w/ 50,000 and 500,000 counts"

Special Functions

Basic Accuracy (VDC)	1%	0.50%	0.30%	0.30%	0.08%	0.02%
Temperature (Type K)	*	*	*	*	*	*
Temperature (InfraRed)				*		
Capacitance	*		*	*	*	*
Frequency	*		*	*	*	*
Logic Test						
Transistor						
Battery Test						
Signal Output						
Duty Cycle	*		*	*		*
Pulse/Period Width						

Features

True RMS			*	*	*	*
Autoranging	*		*	*	*	*
Counts	4000	2000	4000	4000	5000	50,000/500,000
Backlit Display		*	*	*	*	*
Data Hold	*	*	*	*	*	*
Auto Power Off	*	*	*	*	*	*
Bargraph					*	*
Relative	*		*	*	*	*
Peak Hold					*	*
Min/Max					*	*
Input Alert		*	*	*		
Datalogging						
PC Interface					*	*
Software					OPTIONAL	OPTIONAL
Category Rating	CAT II 600V	CAT III 600V	CAT III 600V	CAT III 600V	CAT III 600V	CAT III 600V
CE/UL	CE/UL	CE/UL	CE/UL	CE/UL	CE/UL	CE/UL
Warranty	1 YEAR	1 YEAR	3 YEARS	3 YEARS	3 YEARS	3 YEARS

Tools

EXTECH
INSTRUMENTS



AC/DC Clamp on Meters

MIS-MTR-008

Features:

- Maximum AC current of 600A
- Measure AC Current, AC/DC Voltage and Resistance
- Data Hold "freezes" data in display
- 1.25" (33mm) circular jaw opening for large cables (350MCM)
- Peak Hold captures in-rush currents
- Audible Continuity beeper
- Auto power off
- Complete with test leads, 9V battery, and carrying case
- True RMS voltage and current measurements
- AC/DC current to 600A
- Large 4000 count LCD display
- Capacitance measurements
- Temperature measurements
- Includes temperature probe

Specifications:

AC Current:	400A, 600A (Trms) (100mA)
DC Current:	400A, 600A (100mA)
DC Voltage:	400mV, 4V, 40V, 400V, 600V (0.1mV)
AC Voltage:	4V, 40V, 400V, 600V (Trms) (1mV)
Resistance:	400Ω, 4kΩ, 40kΩ, 400kΩ, 4MΩ, 40MΩ (0.1Ω)
Capacitance:	40nF, 400nF, 4μF, 40μF, 100μF (0.01nF)
Temperature:	-4 to 1400°F, -20 to 760°C (1°F/°C)
Continuity:	Beeper =30?
Power:	9V battery
Dimensions:	3.1 x 8 x 1.6" (79 x 203 x 41mm)
Weight:	6.5oz (185g)

Basic Accuracy (%rdg+digits)

±(3.5% + 5d)
±(3.5% + 3d)
±(0.5% + 2d)
±(0.8% + 3d)
±(1% + 4d)
±(3.5% + 5d)
±(3.0% + 3°F/°C)

MIS-MTR-009

Features:

- Full function autoranging DMM includes AC/DC Voltage and Current, Resistance, Capacitance, Frequency, Duty Cycle, Diode and Continuity
- Current measurements to 2000A through the clamp and 240mA via test leads
- Large 5000 count backlit display for high resolution and easy viewing in dimly lit areas
- Basic DCV accuracy of 1% with 0.1mV resolution and current resolution to 0.1μA
- Rugged 2.36" jaws accommodate one 2000MCM or two 500MCM cables
- Features include DCA push button zero, Relative measurements and Data Hold
- Heavy duty ABS case with built-in stand and thumb control function switch
- Complete with test leads and 9V battery

Specifications Ranges Max. Resolution Basic Accuracy (%rdg+digits)

DC/AC Current (Clamp):	240A, 2000A 0.1A ±(2% + 5d)
DC/AC Current (DMM):	240μA, 2400μA, 24mA, 240mA 0.1μA ±(1.2% + 5d)
DC Voltage:	240mV, 2.4V, 24V, 240V, 1000V 0.1mV ±(1% + 2d)
AC Voltage:	2.4V, 24V, 240V, 1000V 1mV ±(1.2% + 5d)
Capacitance:	25nF, 250nF, 2.5μF, 25μF 0.01μF ±(3% + 5d)
Resistance:	240Ω, 2.4kΩ, 24kΩ, 240kΩ, 2.4MΩ, 24MΩ 0.1Ω ±(1% + 5d)
Frequency:	50Hz, 500Hz, 5kHz, 50kHz, 100kHz 0.001Hz ±(1% + 5d)
Duty Cycle:	0.1% to 99.9% 0.1% ±(1% + 5d)
Diode Check:	yes
Continuity:	yes
Dimensions/Weight:	10 x 2.9 x 1.5" (255 x 73 x 38mm)/ 14oz. (380g)

Tools

EXTECH
INSTRUMENTS



Special Purpose Meters

MIS-MTR-010

Wide Range Infrared Thermometer

Non-contact Infrared Thermometer with laser pointer measures to 1000°F

Features:

- Wide range temperature measurements from -54°F to 1000°F without contact
- Large LCD display with backlighting
- Built-in laser pointer to improve aim
- °F/°C switchable
- Fixed emissivity (0.95) covers 90% of surface applications
- Narrow field of view
- Audible and visible overrange indicators
- Automatic Data Hold

Applications:

- Measure surface temperature of objects which are difficult to reach or unsafe to contact
- Measure hot spots in electrical panels and equipment
- In-process temperature measurements

Specifications:

Range:	-58 to 1000°F or -50 to 538°C
Accuracy:	±2% of reading or ±4°F/ 2°C (whichever is greater)
Resolution:	0.1°F/°C
Emissivity:	0.95 fixed
Display:	Backlit LCD
Power:	9V battery
Field of view:	8:1 (at 8" distance measure 1" target)
Dimensions:	8.3 x 3.5 x 1.5" (211 x 89 x 38mm)
Weight:	6.4oz. (200g)

MIS-MTR-007

Heavy Duty Phase Indicator/DMM

DMM with 3-phase power indicator for motors features temperature and frequency functions

Features:

- Large 3-1/2 digit display
- DCV, ACV, Capacitance, Frequency, °C/°F Temperature and Phase
- Direction of arrow on display identifies correct or incorrect wiring configuration
- Continuity beeper, Diode tests
- Built-in stand for benchtop use

Specifications: Range Accuracy (%rdg+digits)

DC Voltage:	2V, 20V, 200V, 600V ±(1.2% +1d)
AC Voltage:	200V, 600V ±(2.9% +4d)
Capacitance:	20μ, 200μF, 2000μF, 20mF ±(4% +10d)
Resistance (Ω):	200, 2K, 20K, 200K, 2000K, 20M, 200M, 2000M ±1%
Frequency:	10Hz to 100KHz (autoranging) ±0.5%
Temperature:	-4 to 752°F (-20 to 400°C) ±2%
Phase Indicator:	45 to 450Hz, 80 to 480VAC
Dimensions:	5.7 x 2.7 x 1.5"(145 x 69 x 38mm) with holster
Weight:	12oz (340g)

Tools

EXTECH
INSTRUMENTS



Special Purpose Meters

MIS-MTR-011

Digital Sound Level Meter

Big Display, RS-232 interface, and Background Noise Absorber

Features:

- Auto/Manual ranging from 30 to 130dB in 6 ranges
- Meets ANSI and IEC Type 2 standards
- A and C selectable frequency weightings
- Fast and Slow selectable response times
- Background noise absorber mode for machine noise measurements filters ambient noise
- Large 3 1/2 digit display with 0.1dB resolution with backlighting and analog bargraph
- Electret condenser microphone provides 1.5dB accuracy
- Min/Max plus analog output and tripod mount
- Max Hold latches maximum value on display
- RS-232 interface for capturing data directly on a PC, optional Windows® compatible software
- Complete with batteries and carrying case

Applications:

- Machine noise evaluation
- OSHA compliance testing
- Community noise measurement
- Noise ordinance
- PC interface for data collection

Digital Display: 3-1/2 digit (1999 count) Autorange LCD
 Bargraph Display: 50dB display range (1dB resolution);
 Measurement Range: 30 to 130dB (35 to 130dB for "C" weighting)
 Resolution: 0.1dB
 Accuracy: ±1.5 dB @ 94dB for a 1kHz sine wave
 Microphone: Electret Condensator .24"(6mm dia.) type
 Frequency Weighting: "A" and "C" type
 Time Response: Slow/Fast
 Sampling time: updates every 0.5seconds
 Measurement frequency range: 31.5Hz to 8KHz
 Analog output: AC: 0.707Vrms (full scale);
 DC: 10mVDC/dB
 Applicable Standards: IEC 651 Type 2, ANSI S1.4 Type 2
 Power Supply: 9V battery, optional AC adaptor
 Dimensions: 10 x 3.1 x 1.5" (256 x 80 x 38mm)
 Weight: 8.5oz. (240g)

MIS-MTR-012

Combination Tachometer

Battery operated non-contact motion and RPM measurements

Features:

- Unique display where characters reverse direction depending on measurement mode you are in
- Large 0.4" 5 digit LCD digital display
- Microprocessor based with quartz crystal oscillator to maintain high accuracy
- Tachometer memory stores last, max and min readings
- Provides wide RPM (photo) and

Linear Surface Speed (contact) measurements

- Microprocessor precision, Accurate to 0.05%.
- Permits readings to a resolution of 0.1 RPM in either photo or contact mode.
- Complete with wheels for linear surface speed or RPM measurements, four 1.5 volt AA batteries, reflective tape and carrying case.

Applications:

- Contact RPM Measurements for flywheels, conveyors, pumps and elevators
- Non-Contact RPM measurements for fans, motors and gears

Specifications Ranges Basic Accuracy Range (RPM): 5 to 99,999 0.5 to 20,000

Accuracy: 0.05% of reading +1 digit
 Sampling Time: 1 Sec > 60 RPM 1 Sec > 6 RPM
 Surface Speed: 0.2 to 6560 ft/min 0.05 to 1999.9m/min
 Resolution: 0.1 RPM (< 1,000 RPM) 1 RPM >1000 RPM
 Power: 4 AA batteries
 Dimensions: 8.5 x 2.6 x 1.5" (215 x 65 x 38 mm)
 Weight: 10.6 oz (300 g)

Pressure Gauge



S.E.E.S. #	Description
------------	-------------

MIS-211A	Pressure Gauge with 2 ft hose, 1K PSI. Monitor the oil pressure on hydraulic elevators accurately and efficiently with this versatile tool. Features quick connect coupling, flexible extension hose, and liquid filled easy to read gauge. A precision instrument engineered to provide ease of use and years of service.
----------	---

Valve Kits



S.E.E.S. #	OEM #	Repair Kit for
------------	-------	----------------

MIS-208		UV 3 & 4 EECO Valve
MIS-208A		UV 1 EECO Valve
MIS-208B		UV 1-1/4 EECO Valve
MIS-208C		UV 1-1/2 EECO Valve
MIS-208D		UV2 EECO Valve
MIS-208E	5131	UV 5, UV 5A EECO Valve
MIS-208F	5317	UV 7 EECO Valve
MIS-208G	29140	UC 1A, 2, 2A Maxton Kit #140
MIS-208G1	29146	UC 3A, 3AM, 4, 4M Maxton Kit #146

Vacuum Glass Handler



S.E.E.S. #	Description
------------	-------------

MIS-220	Vacuum Glass Handler Super grip double 5" diameter vacuum cups to safely handle glass.
---------	---

Tank Heater



S.E.E.S. #	Description
------------	-------------

MIS-209	Tank Heater 110 F, 250 Watt, 120V
---------	--

Wheels



S.E.E.S. #	Description
------------	-------------

MIS-221	Roller Guide Wheel , 2.5" home lift
---------	--

Wheels



MIS-142



MIS-143



MIS-148



MIS-195

S.E.E.S. #	Description
MIS-142	ELSCO Style Roller Guide Wheel, 6" O.D. x .7874 bearing I.D. x 1-1/4" W polyurethane tire. Double bearing.
MIS-143	ELSCO Style Roller Guide Wheel, 3-1/4" O.D. x .4724 bearing I.D. x .935 W polyurethane tire. Double bearing
MIS-143A	ESCO Style Roller Guide Wheel, 3-1/4" O.D. x .5906 bearing I.D. x .935 wide polyurethane tire. Double bearing
MIS-148	Serge Counter Weight Roller, 3-1/2" O.D. x 15/16" W with 7/16" tire face, two bushings, bearing .7874 I.D.
MIS-195	Door Hanger Roller, Williamsburg Style, 4" O.D., x 7/8" wide steel roller with flat nylon track 1/2", eccentric threaded shaft 1/2-20 fine x 3/4" long
MIS-195A	Door Hanger Roller, 4" O.D., x 7/8" W steel roller with convex nylon track, 1/4" radius tire face with eccentric threaded shaft 1/2-20 fine x 3/4" long
MIS-187	Payne Style Roller, 3" O.D. x .5906 bearing I.D. x 1" W tire. Double bearing. Tire face 3/8"
MIS-187A	Payne Style Roller, 5" O.D. x .7874 bearing I.D. x 1-1/4" W tire. Double bearing. Tire face 1/2"
MIS-187B	Payne Style Roller, 7" O.D. x .7874 bearing I.D. x 1-1/4" W tire. Double bearing. Tire face 1/2"



MIS-187



MIS-187A






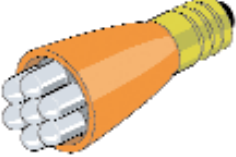
MIS-187B

MISCELLANEOUS SUPPLIES



Direct Incandescent Replacement

Elevator LEDs Chart

SEES Lamp Series	Replaces Incandescent	Multichip	Voltage	Lamp Type	Applications	Colors Available
ML 108 LED	85		28V	T1-3/4 (5mm) Subminiature Wedge Based LEDs	Position Indicator Buttons Elevator Floor Buttons Elevator Call Buttons	Red ● Orange ● Yellow ● White ○ Green ●
ML-4-LED-	281PSB		28V	T2 #5 Telephone Slide Based LEDs	Position Indicator Buttons Elevator Floor Buttons Elevator Call Buttons	Red ● Yellow ● White ○
MI -3-I FD-	18PSB		48V			
ML 1 LED	120PSB		120VAC			
ML 83 LED	21MB		24V	1 3-1/4 (9mm) Miniature Bayonet Based LEDs	Position Indicator Buttons Elevator Floor Buttons Hall Call Buttons	Red ● Yellow ● White ○
ML 83A LED	28MB/1819/1829		28V			
MI -R3R-I FD-	48MB		48V			
MI -6-I FD-	120MB		120VAC 120VDC			
ML 18 LED	656		120VAC	S6 Candleabra Screw Based LEDs	Position Indicator Buttons Elevator Floor Buttons Hall Call Buttons	Red ● White ○ Green ●

Specify color of replacement LED, i.e. **ML-108-LED-R**

Features

- Maintenance free, easy installation
- Long life 100,000+ hrs (10 years)
- Solid-state, high shock/vibration resistant
- Built-in current limiting resistors
- Low power consumption, high intensity
- Major power savings
- Major reduction in heat generation

Options

- Special voltages
- Industry standard bases
- Bi Color configuration
- Flashing